



Fact Book

2023//2024

Table of Content

Introduction

About the IRA Office

General Information

- USEK Overview and Mission
- Our History
- Academics Units
- Administrative Units
- Regional University Centers (RUC)
- Accreditations, Evaluations and Rankings
- Accredited Programs
- Rankings

Leadership

- Board of Trustees
- President
- Former Presidents
- Academic and Research Council

Applications and Admissions

- Applications by Academic Unit | Fall 2023-2024
- Applications by Level
- Applications by Program

Registered Students

- Registration by Academic Unit
- Enrollment Trend
- Registration by Level
- Registration by Campus/RUC
- Registration by Academic Unit and Level
- Registration by Academic Unit and Gender
- Registration by Program

Retention and Graduation

- Year-to-Year Retention/Attrition/Graduation
- Overall - First-Year Retention Rate
- First-Year Retention by Unit
- First-Year Retention by Program
- Graduates by Academic Unit
- Honors List by Academic Unit
- Graduates by Program
- 150% Graduation Rate
- Probation Rates by Academic Unit
- Probation Rates by Level
- Undergraduate Program Change Requests

Course Management

- Section Variations and Average Enrollment
- Grade Distribution
- Grade Changes by Faculty/School

Faculty and Staff

- Faculty Members by Type
- Distribution of Full-Time Faculty Members by Degree
- Distribution of Full-Time Faculty Members by Rank
- Full-Time Faculty Members Age Distribution
- Full-Time Faculty Members Age Distribution by Rank
- Faculty Recruitment
- Staff Recruitment

International Relations

- List of Memberships
- List of Agreements
- Specific Agreements
- International Grants
- Faculty and Staff Mobility

Higher Center for Research

- In Figures
- Erasmus+ Projects
- CNRS-AUF-CEDRE Projects
- Participation in International Conferences
- Publications

Library

- Collections
- Digital Collection
- Special Collection
- Facts and Figures
- Facilities
- Public Services
- Collection Additions
- Restoration Projects
- Physical Exhibits
- Staff
- Professional Development

USEK Cares

- Financial Aid
- Students Benefiting from Discounts
- Continuous Teaching and Learning Improvement
- Students Benefiting from Discounts
- Campus Community Welfare
- Overall Impression of Services at USEK
- Likelihood of Choosing USEK for Re-Enrollment

Corporate Image

- Facebook, Instagram, YouTube, LinkedIn

Introduction

The Fact Book presents a global picture of the University, providing a snapshot of our operations and performances to both internal and external constituents. Our goal is to collect, analyze and disseminate data about various aspects of the University life. The collected data provides support for decision making, plays a role in the University's strategic planning by reflecting its current status, serves as a self-assessment tool, and offers important information about the proficiency of the academic programs offered at USEK.

We would like to thank our colleagues in the university units who assisted in collecting information for this Fact Book. As always, we encourage all comments, suggestions, and insights for future fact books. Please do not hesitate to contact us on oir@usek.edu.lb and let us know how we can serve you better.



oir@usek.edu.lb



(+961) 9 600 000



P.O. Box 446 Jounieh, Mount
Lebanon - **LEBANON**





About the IRA Office

MISSION

The Institutional Research and Assessment Office (previously known as Quality Assurance and Institutional Effectiveness Office) supports the University in achieving its mission through various initiatives such as planning, assessing, and improving administrative and academic performance in alignment with international accreditation standards, where applicable. The office collects and analyzes data disseminated for decision-making and reporting purposes.

VISION

The vision of the Office is to become a national and regional model through assessment and accreditation.

ADHERENCE TO QUALITY NETWORKS



General Information





USEK

Overview and Mission

Overview

USEK was founded in 1938 as an independent private Catholic institution, by the Lebanese Maronite Order (OLM) who has served higher education in monasteries since the 18th century. Preceding the first Lebanese Law of Higher Education, put into effect in 1961, USEK was officially certified as a private higher education institution under the new law in 1962. Since 1997, the University has adopted the North American credit system in a move toward an American-style institution to facilitate students' credit transfer and recognition locally and abroad.

Mission

Since its founding, USEK seeks, and in accordance with the Article 92 of the Constitutions of the OLM (ed. 2012) and the social teaching of the Catholic Church on universities, to contribute to the development of all its students through quality educational programs and research in various fields of study.

By providing a high quality American-style education to its students, USEK intends to prepare future leaders for innovation, professional growth and life-long learning, in Lebanon, within the Middle East and throughout the world. USEK is committed to a faith-based educational development of its students rooted in the Catholic tradition whereby spiritual values and ethics as well as respect for cultural and religious pluralism are promoted.

Our History

- 1938** Founding of the OLM institution, a one-building scholasticate (now Building A) where theology, philosophy, letters and canon law were taught and continue to be taught today
- 1962** Following the enactment of the law of higher education in Lebanon, the scholasticate became the Holy Spirit University of Kaslik (USEK)
- 1997** Adoption of the North American credit system
- 2000** Founding of three Regional University Centers in the North (Chekka), South (Rmeich) and Bekaa (Zahle)
- 2012** Awarded evalag European institutional accreditation - renewed in 2017
- 2016** Awarded ABET accreditation for nine computing and engineering programs
- 2017** Awarded evalag accreditation for the humanities and social sciences programs
- 2018** Awarded ABET accreditation for two applied and natural sciences and the civil engineering programs
- 2019** Implementation of the new academic structure: Faculty of Arts and Sciences, Pontifical School of Theology, School of Architecture and Design, Business School, School of Engineering, School of Law and Political Sciences, School of Medicine and Medical Sciences
- International Certification from the National Architectural Accrediting Board (NAAB) for the Master in Architecture program
- Six-year full accreditation for the undergraduate Medical Education Program by the Association for Evaluation and Accreditation of Medical Education Programs (tepdad)
- 2021** Eligibility for Accreditation by the New England Commission of Higher Education (NECHE)
- 2023** Candidacy for Accreditation by the New England Commission of Higher Education (NECHE)

Academics Units

The University restructured its academic units in Fall 2019, replacing its twelve faculties and three institutes with one faculty and six schools.

The following table lists the University's academic units and their timeline:

| Academic Units | Founding Dates |
|--------------------------------------------------------------------------------------------------------------------------------------------------------------------------------------------------------------------------------------------------------------------------------------------------------------------|--------------------------------------------------------------------------------------------------------------------------------------------------------------------------------------------------------------------------------------------------------------------------------------------------------------------------------------------------------------------------------------------------------------------------------------------------------------------------------------------------------------------------------------------------------------------------------------------------------------------------------------------------------------------------------------------------------------------------------------------|
| Pontifical School of Theology | 1950 Pontifical Faculty of Theology 2019 Pontifical School of Theology |
| School of Law and Political Sciences Higher Institute of Political and Administrative Sciences | 1950 Canon Law 1988 Faculty of Law 2019 School of Law and Political Sciences 2006 Affiliated to the School of Law and Political Sciences |
| Business School | 1966 Faculty of Business and Commercial Sciences 2018 Business School |
| School of Architecture and Design | 1974 Faculty of Fine and Applied Arts 2019 School of Architecture and Design |
| School of Engineering | 2000 Faculty of Sciences and Computer Engineering 2010 Faculty of Engineering 2019 School of Engineering |
| School of Medicine and Medical Sciences Higher Institute of Nursing Sciences | 2001 1999 Affiliated to the School of Medicine and Medical Sciences |
| Faculty of Arts and Sciences Faculty of Philosophy and Humanities Faculty of Letters School of Music and Performing Arts Faculty of Agricultural and Food Sciences Faculty of Sciences Faculty of Religious and Oriental Sciences Institute of History and Archeology | 2019 1950 2019 Merged with the Faculty of Arts and Sciences 1950 2019 Merged with the Faculty of Arts and Sciences 1970 Institute of Musicology 1993 Faculty of Music 2019 Merged with the Faculty of Arts and Sciences 1988 2019 Merged with the School of Engineering and the Faculty of Arts and Sciences 2000 Faculty of Sciences and Computer Engineering 2010 Faculty of Sciences 2019 Merged with the Faculty of Arts and Sciences 1969 Institute of Liturgy 2011 Faculty of Religious and Oriental Studies 2019 Merged with the Faculty of Arts and Sciences 1972 Institute of History (affiliated to the Faculty of Letters) 2019 Merged with the Faculty of Arts and Sciences |

Administrative Units

| | |
|---------------------------------------------------------|---------------------------------------------|
| Admissions Office | Laboratories Services - Research Unit |
| Advancement Office | Legal Affairs Office |
| Alumni Relations Office | Library |
| Architecture and Maintenance Office | Office of the Registrar |
| Asher Center for Innovation and Entrepreneurship (ACIE) | Organizational Development Office |
| Career Services Office (CSO) | Press Office |
| Campus Safety and Security Office | Proctoring Office |
| Events Office | Reception |
| Courier Service | Relations with Public Administration Office |
| Counseling and Accessibility Office (CAO) | Financial Aid Office (FAO) |
| Rock Marketing Office (RMO) | Sports Office |
| Enterprise Information Technology Service (EITS) | Skills Development Center (SDC) |
| Green USEK | Student Affairs Office (SAO) |
| Holy Spirit University of Kaslik Press (PUSEK) | |
| Human Resources Office | University Bookstore |
| Institutional Research and Assessment Office (IRAO) | University Chaplain Office |
| International Affairs Office (IAO) | University Residence |
| Internal Audit Office | USEK Medical Services Office |

Regional University Centers (RUC)

| 3 Regional University Centers | Founding dates |
|-------------------------------|----------------|
| Zahle RUC in the Bekaa Valley | 2000 |
| Chekka RUC in the North | 2000 |
| Rmeich RUC in the South | 2000 |



Accreditations, Evaluations, and Rankings


NECHE Candidacy

USEK has been granted Candidate for Accreditation status by the New England Commission of Higher Education (formerly the Commission on Institutions of Higher Education of the New England Association of Schools and Colleges, Inc.). Candidacy for Accreditation is an affiliation status with the Commission which indicates that the institution has achieved initial recognition and is progressing toward accreditation.

Candidacy is not accreditation nor does it guarantee eventual accreditation. Inquiries regarding the status of an institution affiliated with the Commission should be directed to the administrative staff of USEK. Individuals may also contact:



 info@neche.org

 (781) 425 7785

 New England Commission of Higher Education
3 Burlington Woods Drive, Suite 100, Burlington,
MA 01803-4514

Institutional Evaluation Program

In September 2009, USEK completed the Institutional Evaluation Program conducted by the European Association of Universities (EUA) and became the first university in the Middle East to conduct such an evaluation program. The Institutional Evaluation Programme (IEP) is an independent membership service of the European University Association (EUA), the representative organization of universities and national rectors' conferences in 47 European countries.



European Institutional Accreditation

The European Institutional Accreditation was initially granted to USEK in December 2012 for a five-year period by the Accreditation Commission of Evalag. Re-accreditation visits were conducted in 2017 and 2023, thus re-awarding the evalag international label for Institutional Accreditation until 2029.



MATRIX Accreditation for the Student Support Services

In 2015, USEK received the initial accreditation to become the first university in Lebanon and the region to gain accreditation for its student support services, which aims to ensure its commitment to offer high quality services to its students for their welfare on campus, and ultimately for supporting them in their learning, career, and life goals. Re-accreditation visits were successfully completed in 2018, 2021, and 2024.



Accredited Programs

Applied and Natural Sciences

Two science programs are accredited by the Applied and Natural Science Accreditation Commission of ABET, <http://www.abet.org>, the global accreditor of college and university programs in applied science, computing, engineering, and engineering technology. The accredited programs are listed as follows:


Faculty of Arts and Sciences:

Actuarial and Financial Mathematics (BS)

- School of Medicine and Medical Sciences

Nursing Sciences (BS)

- Computing Programs



Computing Programs

Two Computing Programs are accredited by the Computing Accreditation Commission of ABET, <http://www.abet.org>, the global accreditor of college and university programs in applied science, computing, engineering, and engineering technology. The accredited programs are listed as follows:

Faculty of Arts and Sciences:

- Computer Science (BS)
- Information Technology (BS)



Engineering Programs

Eight Engineering Programs are accredited by the Engineering Accreditation Commission of ABET, <http://www.abet.org>, the global accreditor of college and university programs in applied science, computing, engineering, and engineering technology. The accredited programs are listed as follows:



School of Engineering:

- Agricultural Engineering (Engineering Diploma)
- Biomedical Engineering (BE)
- Chemical Engineering (BE)
- Civil Engineering (BE)
- Computer Engineering (BE)
- Electrical and Electronics Engineering (BE)
- Mechanical Engineering (BE)
- Telecommunications Engineering (BE)

To know more about the ABET Accreditation, please click on the following link [Why Accreditation Matters](#).

Architecture Program

The term "International Certification" identifies a program as comparable in educational outcomes in all significant aspects to a program accredited by the NAAB in the United States and indicates that it provides an educational experience meeting acceptable standards, even though such program may differ in format or method of delivery. The designation is valid for six years beginning first of January of the year in which the final visit (Visit 3) took place. In order to maintain the designation, the program must be visited again in the sixth year of the designation.



Schools with programs identified as holding NAAB International Certification are not formally "accredited" as that term is used with reference to programs in the United States and may not refer to their programs as "accredited" by the NAAB. However, students who graduate from internationally certified programs are able to apply for individualized review of their credentials on an expedited basis for purposes of the Educational Evaluation Services for Architects program administered by the NAAB on behalf of the National Council of Architectural Registration Boards.

USEK School of Architecture and Design has received the International Certification designation from the National Architectural Accrediting Board for the following professional degree program:

Master of Architecture degree (193 semester credit hours) – 2019.

French Equivalency of the Architecture Program

By decision of the French Minister of Culture on April 24, 2018, the Diploma of Master of Architecture awarded by USEK's School of Architecture and Design is recognized as being equivalent to the French Diploma in Architecture. This recognition was renewed on April 14, 2021, for a period of five years as of the academic year 2020-2021.

The French Diploma in Architecture allows its holder to practice as a salaried architect in France and offers the opportunity to enroll in "the training of the graduate architect to provide services in person". This training provides those who undergo it with the opportunity to be enrolled in the registry for exercising the profession as an independent architect.

Social Sciences and Humanities

Seven Social Sciences and Humanities programs have received the International Accreditation by the Accreditation Commission of evalag, EVALUATIONSAGENTUR BADEN-WÜRTTEMBERG <http://www.evalag.de>, known as a center of competence for quality assurance and enhancement and a source of support for higher education institutions and other scientific institutions, with commitment for good quality in teaching and learning, research and other services.

Faculty of Arts and Sciences:

- Education - Basic Education (BA)
- Journalism and Communication (BA)
- Language and Literature (BA)
- Modern Languages and Translation (BA)
- Philosophy (BA)
- Psychology (BA)
- Social Sciences (BA)



Medical Education

In 2019, the undergraduate medical education program offered by the School of Medicine and Medical Sciences was granted full accreditation for six years, effective from January 2019 until December 2024, after being successfully evaluated by the Association for Evaluation and Accreditation of Medical Education Programs (tepdad). This success follows the Basic Medical Education: World Federation for Medical Education (WFME) Global Standards for Quality Improvement awarded in 2015.



Ongoing Accreditation - Business Programs

USEK business school is currently engaged with the AACSB accreditation process under the university's mission to pursue excellence and continuous improvement throughout all its programs.

AACSB stands for the Association to Advance Collegiate Schools of Business - the global association of leaders in education and business, dedicated to supporting and advancing quality business education worldwide.



Rankings



UI Greenmetric

- Ranked #282 worldwide
- Top 2 in Lebanon according to **UI Greenmetrics** that ranks the most sustainable universities in the world, and according to **Times Higher Education Impact** rankings that assesses universities against their contribution to the response to the UN SDGs, contributing therefore to the building of a better future.

Times Higher Education Impact Rankings 2023

- # 201 – 300 in the world (advancing a hundred ranks this year)
- Top 1 in Lebanon with the following strongest SDGs:
 - **SDG 2: Zero Hunger** - 1st in Lebanon
 - **SGD 5: Gender Equality** - 1st in Lebanon
 - **SDG 7: Affordable and Clean Energy** - 1st in Lebanon (22nd in the world)
 - **SDG 10: Reduced Inequalities** - 1st in Lebanon



Leadership

Board of Trustees



**Mr. Elias Nassif
Abou-Fadel**

Managing Partner,
BD Consult



Dr. George Altirs

President and CEO
of Capelli NY



**Sister Therese Antone,
RSM**

Chancellor of Salve
Regina University




Dr. Anthony Asher

Chairman of Weston
Inc.



Elias Ayoub, MD

Otolaryngology,
USA



Mr. Fady Chamoun

Vice-Chair of USEK BOT
President and CEO of Sea-
soned Brand LLC, USA



**William "Bill" Clements,
Ph.D.**

Vice-President and
Dean of Norwich
University



**Bassam M. Deeb,
Ph.D.**

Chair of USEK BOT
President of Trocaire
College




Dr. Claudia Fritsche

Former Ambassador



Father Dr. Talal Hachem

President of the Holy
Spirit University of
Kaslik



Mr. Ziad Hayek

Secretary General of the
Lebanese Higher Council
for Privatization



Mr. Shady Antoine Karam

Senior Advisor to the
Prime Minister of Lebanon



Mrs. Diane Elizabeth Kelly

Former US Consul
General



Mr. Marwan Kheireddine

Chairman and General
Manager, Al Mawarid Bank




George E. Kikano, MD

Dean of the College of
Medicine, CMU




**Father Abbot Hady
Mahfouz**

Superior General of the
Lebanese Maronite Order




Thomas Sabbagh, Ph.D.

Professor of Management
& Leadership and Aca-
demic Assessment Expert



Joseph Saliba, Ph.D.

Professor of Engineering
and Former Provost,
University of Dayton



Ms. Moni Sfeir

Consultant and Legal
Advisor



Dr. Salim Sfeir

Chairman and CEO,
Bank of Beirut



President

Born in Hasbaya in 1970, Father Talal Hachem graduated with a Bachelor of Arts in Theology from USEK in 1998. In 2002, he obtained a bachelor's degree in Law, followed by a master's degree in Canon Law in 2004, both from the University of Strasbourg in France. He completed his PhD in Canon Law in Ottawa, Canada, in 2009 with a thesis in Oriental Law entitled "The Juridical Situation of the Maronite Community in Montreal." In 2012, he decided to top his education with an MBA degree from HEC Montréal.

Father Hachem has held numerous positions on both national and international levels. In Dakar, Senegal, he served as Director of School Notre Dame du Liban from 1998 to 1999. In Suresnes, France, he served as Director of the Arabic School and of the Spiritual Center for the Lebanese Community from 1999 to 2000. Between 2004 and 2010, he was the Superior of the Monastery of Saint Anthony the Great in Montreal, Canada. Upon his return to Lebanon in 2010, he served as Superior of Saint Anthony Monastery and Hospital in Beit Chabab until 2013.

Father Hachem has also held several key academic positions at USEK, where he was appointed Dean of the Faculty of Law in 2013, then Vice President for Community Life in 2016. In 2019, he was appointed President of USEK, with a reappointment in 2022.

Former Presidents



Fr. Georges Hobeika
2016-2019



Fr. Abbot Hady Mahfouz
2007-2016



Fr. Antoine Al Ahmar
2004-2007



Fr. Karam Rizk
2001-2004



Fr. Joseph Mouannes
1998-2001



Fr. Antoine Khalife
1995-1998



Fr. Elias Khalife
1992-1995



Fr. Louis Hage
1986-1992



Fr. Jean Tabet
1980-1986



Fr. Pierre Azzi
1974-1980



Fr. Etienne Sacre
1968-1974



Fr. Pierre Azzi
1964-1968



Fr. Gerges Abou Saber
1961-1964

Academic and Research Council



Fr. Talal Hachem, PhD

President of USEK



Fr. Karam Rizk, PhD

Senior Vice President



Fr. Georges Azzi, PhD

Vice President
for Finance



Fr. Edward Azzi, PhD

Vice President for
Community Life



Joseph Saliba, PhD

Provost (by interim)



Rima Mattar, PhD

DP for International Affairs
and Global Initiatives



Céline Baakini, PhD

DP for Student
Development and
Enrollment Management



Fr. Antoine Tahan, PhD

DP for Public Relations



Br. Elie Saad

DP for Information
Technology



Walid Hleihel, PhD

DP for Research



Fr. Elias Hanna, PhD

Dean of the Pontifical School of
Theology



Fr. Wissam Khoury, PhD

Dean of the School of Law and
Political Sciences



Danielle Khalifé, PhD

Dean of the USEK Business
School



Zafer Sleiman

Dean of the School of
Architecture and Design



Joseph Al Assad, PhD

Dean of the School of
Engineering



Pierre Khoury Eddé, MD

Dean of the School
of Medicine and Medical
Sciences



Pascal Damien, ENG

Dean of the Faculty
of Arts and Sciences



Fr. Miled Tarabay, PhD

Dean of the School of Music
and Performing Arts



Ranya Salameh, PhD
Dean of the Doctoral College



Fr. Joseph Moukarzel, PhD
University Librarian



Ghada Karam, PhD
Faculty Member



Samar Azzi, PhD
Faculty Member



Applications and Admissions

In Fall 2023-2024, USEK received 2,565 individual applicants, out of which 1,997 were accepted and 1,500 were enrolled.

According to USEK Rules and Regulations, an applicant can select up to three majors. Thus, each choice is considered as an application.



Applications by Academic Unit | Fall 2023 - 2024

| Faculty/School | Received Applications | Accepted Applications | Acceptance Rate* | Enrolled Applicants | Yield Rate** |
|-----------------------------------------|-----------------------|-----------------------|------------------|---------------------|--------------|
| Faculty of Arts and Sciences | 1580 | 1204 | 76% | 512 | 43% |
| Pontifical School of Theology | 29 | 25 | 86% | 23 | 92% |
| School of Architecture and Design | 724 | 521 | 72% | 259 | 50% |
| Business School | 1110 | 860 | 77% | 305 | 35% |
| School of Engineering | 890 | 446 | 50% | 156 | 35% |
| School of Law and Political Sciences | 284 | 234 | 82% | 106 | 45% |
| School of Medicine and Medical Sciences | 404 | 237 | 59% | 145 | 61% |
| Total | 5021 | 3527 | 70% | 1506 | 43% |

* The acceptance rate is the percentage of accepted applications compared to the number of received applications.

** The yield rate is the percentage of applicants who enrolled compared to the number of accepted applications.

Applications by Level

| Level | Received Applications | Accepted Applications | Acceptance Rate* | Enrolled Applicants | Yield Rate** |
|---------------|-----------------------|-----------------------|------------------|---------------------|--------------|
| Undergraduate | 4420 | 3103 | 70% | 1180 | 38% |
| Graduate | 469 | 388 | 83% | 293 | 76% |
| Doctoral | 132 | 36 | 27% | 33 | 92% |
| Total | 5021 | 3527 | 70% | 1506 | 43% |

* The acceptance rate is the percentage of accepted applications compared to the number of received applications.

** The yield rate is the percentage of applicants who enrolled compared to the number of accepted applications.

Applications by Program

| Program | Received Applications | Accepted Applications | Enrolled Applicants |
|-------------------------------------------------------------------------------------|-----------------------|-----------------------|---------------------|
| Faculty of Arts and Sciences | 1580 | 1204 | 512 |
| Freshman Program | 12 | 12 | 10 |
| Bachelor of Arts in Cinema and Television | 78 | 62 | 28 |
| Bachelor of Arts in Conservation, Restoration of Cultural Properties and Sacred Art | 27 | 22 | 4 |
| Bachelor of Arts in Education | 23 | 19 | 10 |
| Bachelor of Arts in Arabic Language and Literature | 2 | - | - |
| Bachelor of Arts in English Language and Literature | 9 | 6 | 3 |
| Bachelor of Arts in French Language and Literature | 5 | 4 | - |
| Bachelor of Arts in Higher and Specialized Music Education | 6 | 4 | - |
| Bachelor of Arts in History | 3 | 1 | - |
| Bachelor of Arts in Journalism and Communication | 55 | 47 | 12 |
| Bachelor of Arts in Liturgy | 3 | 2 | 2 |
| Bachelor of Arts in Modern Languages and Translation | 56 | 46 | 26 |
| Bachelor of Arts in Music | 45 | 40 | 13 |
| Bachelor of Arts in Performing Arts | 41 | 33 | 8 |
| Bachelor of Arts in Philosophy | 9 | 8 | 2 |
| Bachelor of Arts in Psychology | 220 | 175 | 74 |
| Bachelor of Arts in Social Sciences | 13 | 8 | - |
| Bachelor of Science in Actuarial and Financial Mathematics | 25 | 19 | 9 |
| Bachelor of Science in Biochemistry | 160 | 119 | 44 |
| Bachelor of Science in Biology | 196 | 152 | 46 |
| Bachelor of Science in Chemistry | 28 | 21 | 1 |
| Bachelor of Science in Computer Science | 193 | 139 | 64 |
| Bachelor of Science in Human Nutrition and Dietetics | 99 | 69 | 29 |
| Bachelor of Science in Information Technology | 18 | 15 | 4 |
| Diploma in Interpretation | 8 | 6 | 5 |
| Master of Arts in Cinema and Television | 4 | 4 | 2 |
| Master of Arts in Education | 20 | 14 | 10 |
| Master of Arts in E-Journalism and E-Communication | 1 | 1 | 1 |
| Master of Arts in Arabic Language and Literature | 1 | 1 | - |
| Master of Arts in Intervention and Social Work | 12 | 11 | 6 |
| Master of Arts in English Language and Literature | 2 | 1 | 1 |
| Master of Arts in French Language and Literature | 4 | 4 | 3 |
| Master of Arts in Music | 13 | 8 | 6 |
| Master of Arts in Performing Arts | 14 | 13 | 5 |
| Master of Arts in Philosophy | 1 | 1 | - |
| Master of Arts in Psychology | 54 | 37 | 30 |
| Master of Arts in Social Sciences | 5 | 1 | - |
| Master of Arts in Translation | 8 | 7 | 3 |
| Master of Science in Actuarial and Financial Mathematics | 9 | 9 | 8 |

| | | | |
|-----------------------------------------------------------------------|-------------|------------|------------|
| Master of Science in Biochemistry | 18 | 14 | 11 |
| Master of Science in Biology | 7 | 5 | 1 |
| Master of Science in Chemistry | 3 | 2 | 1 |
| Master of Science in Neuroscience and Biotechnology | 12 | 10 | 2 |
| Master of Science in Nutrition | 17 | 8 | 6 |
| Master of Science in Computer Science | 5 | 3 | 3 |
| Master of Science in Environmental Technologies | 1 | 1 | 1 |
| PhD in Agriculture and Food Sciences | 7 | 2 | 2 |
| PhD in Chemistry | 4 | 3 | 3 |
| PhD in Education Sciences | 9 | 7 | 5 |
| PhD in English Language and Literature | 1 | 1 | 1 |
| PhD in History | 1 | 1 | 1 |
| PhD in Life and Earth Sciences | 2 | 1 | 1 |
| PhD in French Language and Literature | 1 | - | - |
| PhD in Psychology | 1 | - | - |
| PhD in Liturgy | 1 | 1 | 1 |
| PhD in Philosophy | 1 | - | - |
| PhD in Language Sciences - Traductology | 5 | 2 | 2 |
| Teaching Diploma in Education | 2 | 2 | 2 |
| Pontifical School of Theology | 29 | 25 | 23 |
| Bachelor of Arts in Theology | 25 | 21 | 20 |
| Master of Arts in Theology | 3 | 3 | 3 |
| PhD in Theology | 1 | 1 | - |
| School of Architecture and Design | 724 | 521 | 259 |
| Bachelor of Arts in Communication and Visual Arts | 212 | 168 | 69 |
| Bachelor of Arts in Design and Applied Arts | 122 | 73 | 26 |
| Bachelor of Arts in Digital Media | 108 | 87 | 33 |
| Bachelor of Science in Architectural Studies | 187 | 100 | 52 |
| Master in Architecture | 55 | 54 | 50 |
| Master in Interior Architecture | 27 | 26 | 22 |
| Master of Arts in Communication and Visual Arts | 8 | 8 | 5 |
| Master of Arts in Contemporary Arts | 3 | 3 | 2 |
| Master of Arts in Digital Media | 2 | 2 | - |
| Business School | 1110 | 860 | 305 |
| Bachelor of Business Administration - Audit | 106 | 85 | 37 |
| Bachelor of Business Administration - Business Computing | 49 | 40 | 18 |
| Bachelor of Business Administration - Finance | 262 | 211 | 80 |
| Bachelor of Business Administration - Hotel Management | 82 | 61 | 24 |
| Bachelor of Business Administration - Management and Entrepreneurship | 239 | 181 | 56 |

| | | | |
|--------------------------------------------------------------------------|-------------|-------------|-------------|
| Bachelor of Business Administration - Marketing | 279 | 217 | 59 |
| Bachelor of Business Administration - Transport and Logistics | 48 | 39 | 15 |
| Master of Business Administration - Audit | 9 | 6 | 6 |
| Master of Business Administration - Finance | 2 | 2 | 2 |
| Master of Business Administration - Financial Engineering | 4 | 1 | 1 |
| Master of Business Administration - Human Resources | 9 | 8 | 5 |
| Master of Business Administration - Management and International Affairs | 11 | 5 | - |
| Master of Business Administration - Marketing | 6 | 3 | 1 |
| PhD in Business Administration | 4 | 1 | 1 |
| School of Engineering | 890 | 446 | 156 |
| Bachelor of Engineering - Biomedical Engineering | 91 | 46 | 19 |
| Bachelor of Engineering - Chemical Engineering | 95 | 49 | 22 |
| Bachelor of Engineering - Civil Engineering | 81 | 36 | 15 |
| Bachelor of Engineering - Computer Engineering | 182 | 90 | 34 |
| Bachelor of Engineering - Electrical & Electronics Engineering | 112 | 61 | 12 |
| Bachelor of Engineering - Mechanical Engineering | 193 | 80 | 20 |
| Bachelor of Engineering - Telecommunications Engineering | 56 | 28 | 5 |
| Bachelor of Science in Engineering Sciences - Food Engineering | 18 | 13 | 4 |
| Engineering Diploma in Agricultural Engineering | 44 | 25 | 11 |
| Master of Science in Civil Engineering | 1 | 1 | 1 |
| Master of Science in Food Engineering | 16 | 16 | 12 |
| Master of Science in Mechanical Engineering | 1 | 1 | 1 |
| School of Law and Political Sciences | 284 | 234 | 106 |
| Bachelor of Arts in International Relations | 64 | 54 | 12 |
| Law Degree | 178 | 145 | 70 |
| Master of Arts in Middle Eastern Studies | 4 | 4 | 3 |
| Master of Arts in Diplomacy and International Security | 10 | 8 | 4 |
| Master of Laws in Business Law | 10 | 7 | 4 |
| Master of Laws in Private Law | 15 | 15 | 12 |
| PhD in Law | 3 | 1 | 1 |
| School of Medicine and Medical Sciences | 404 | 237 | 145 |
| Bachelor of Science in Nursing Sciences | 60 | 20 | 12 |
| Bachelor of Sciences in Health Fundamental Sciences | 199 | 148 | 64 |
| Doctor of Medicine | 54 | 54 | 54 |
| Diploma of Specialized Studies | 91 | 15 | 15 |
| Total | 5021 | 3527 | 1506 |



Registered Students



Registration by Academic Unit

| Academic Unit | Fall 2023-2024 | | Spring 2023-2024 | |
|-----------------------------------------------------------|-----------------|-------------|------------------|-------------|
| | No. of Students | Ratio* | No. of Students | Ratio* |
| Faculty of Arts and Sciences | 2137 | 29.85% | 2041 | 29.90% |
| Pontifical School of Theology | 130 | 1.81% | 137 | 2.02% |
| School of Architecture and Design | 1064 | 15.04% | 1047 | 15.50% |
| Business School | 1466 | 20.68% | 1380 | 20.39% |
| School of Engineering | 822 | 11.63% | 791 | 11.72% |
| School of Law and Political Sciences | 555 | 7.77% | 485 | 7.15% |
| School of Medicine and Medical Sciences | 532 | 7.52% | 509 | 7.54% |
| Continuing Education: Letters, Music, Theology and others | 411 | 5.70% | 400 | 5.77% |
| Total | 7117 | 100% | 6790 | 100% |

*Ratio compared to student population

Enrollment Trend

| Academic Unit | Fall 2018 | Fall 2019 | Fall 2020 | Fall 2021 | Fall 2022 | Fall 2023 |
|--------------------------------------------------------------------------|-------------|-------------|-------------|-------------|-------------|-------------|
| Faculty of Arts and Sciences | 1312 | 1479 | 1411 | 1643 | 2158 | 2137 |
| Pontifical School of Theology | 220 | 194 | 230 | 191 | 152 | 130 |
| School of Architecture and Design | 1777 | 1485 | 1163 | 1049 | 1069 | 1064 |
| Business School | 1250 | 1235 | 1142 | 1255 | 1556 | 1466 |
| School of Engineering | 978 | 904 | 848 | 862 | 880 | 822 |
| School of Law and Political Sciences | 497 | 526 | 553 | 635 | 638 | 555 |
| School of Medicine and Medical Sciences | 409 | 458 | 492 | 512 | 570 | 532 |
| USEK Continuing Learning Center | 64 | 50 | 42 | 75 | 7 | 5 |
| Centers for Languages, Religious Studies and Theology, and Music Academy | 571 | 559 | 371 | 282 | 344 | 406 |
| Total | 7209 | 6896 | 6252 | 6504 | 7374 | 7117 |

Registration by Level

| Level | Fall 2023-2024 | | Spring 2023-2024 | |
|----------------------|-----------------|-------------|------------------|-------------|
| | No. Of Students | Ratio* | No. Of Students | Ratio* |
| Undergraduate | 5335 | 75.46% | 5173 | 76.68% |
| Graduate | 1164 | 16.11% | 1036 | 15.06% |
| Doctoral | 184 | 2.43% | 176 | 2.44% |
| Continuing Education | 434 | 6.00% | 405 | 5.82% |
| Total | 7117 | 100% | 6790 | 100% |

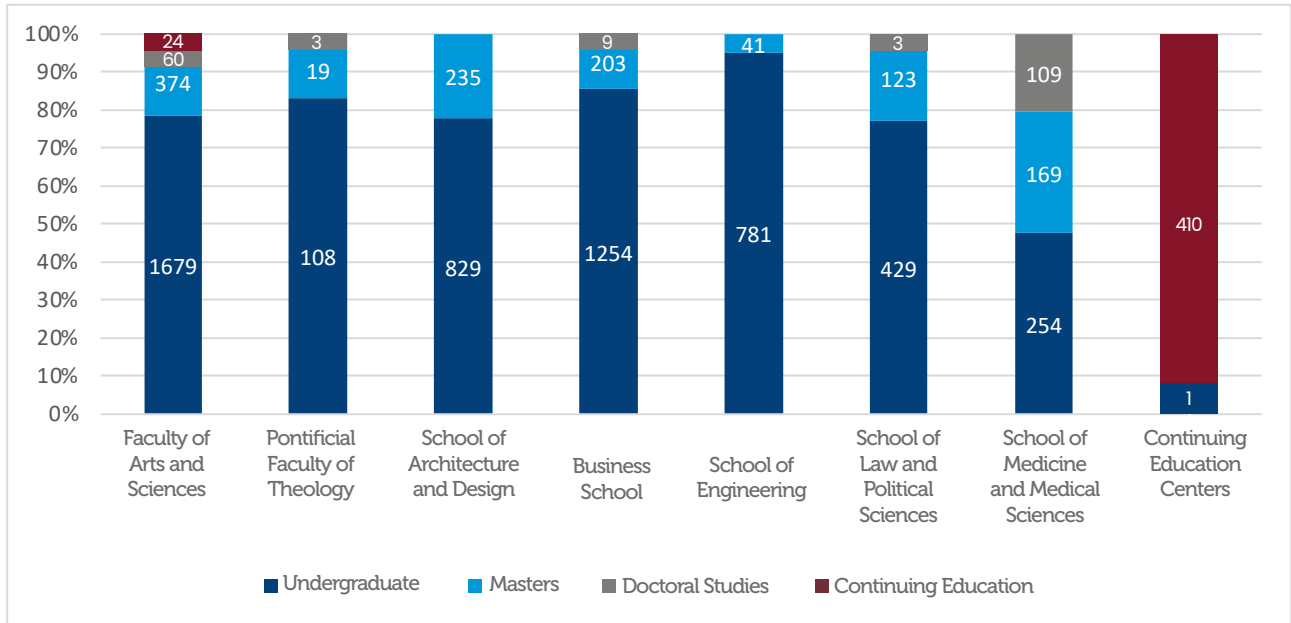
*Ratio compared to student population

Registration by Campus/RUC

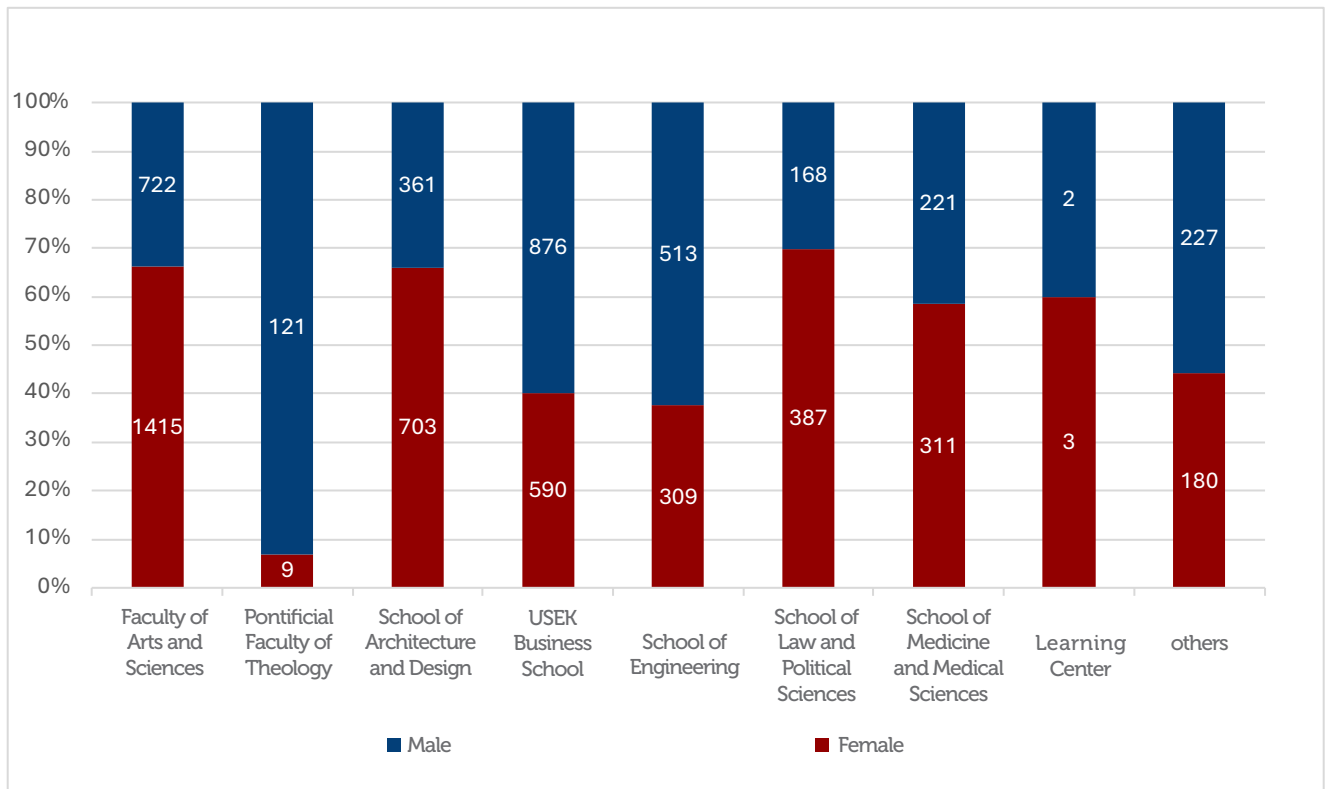
| Campus / RUC | Fall 2023-2024 | Spring 2023-2024 |
|---------------|----------------|------------------|
| Kaslik Campus | 6896 | 6579 |
| Zahle RUC | 221 | 211 |
| Total | 7117 | 6790 |

Registration by Academic Unit and Level Fall 2023 - 2024

| Academic Unit | Undergraduate | Masters | Doctoral Studies | Continuing Education |
|--------------------------------------------------------------------------------|---------------|-------------|------------------|----------------------|
| Faculty of Arts and Sciences | 1679 | 374 | 60 | 24 |
| Pontifical School of Theology | 108 | 19 | 3 | |
| School of Architecture and Design | 829 | 235 | | |
| Business School | 1254 | 203 | 9 | |
| School of Engineering | 781 | 41 | | |
| School of Law and Political Sciences | 429 | 123 | 3 | |
| School of Medicine and Medical Sciences | 254 | 169 | 109 | |
| USEK Continuing Learning Center (UCLC) | | | | 5 |
| Centers for Languages, Religious Studies, Theology, and Music Academy (Others) | 1 | | | 405 |
| Total | 5335 | 1164 | 184 | 434 |



Registration by Academic Unit and Gender Fall 2023 - 2024



Registration by Program

| Program | Level | Total |
|-------------------------------------------------------------------------------------|-------|-------|
| Faculty of Arts and Sciences | | |
| Freshman Program | C1 | 14 |
| Bachelor of Arts in Cinema and Television | C1 | 117 |
| Bachelor of Arts in Conservation, Restoration of Cultural Properties and Sacred Art | C1 | 8 |
| Bachelor of Arts in Education | C1 | 46 |
| Bachelor of Arts in English Language and Literature | C1 | 9 |
| Bachelor of Arts in French Language and Literature | C1 | 3 |
| Bachelor of Arts in Higher and Specialized Music Education | C1 | 1 |
| Bachelor of Arts in Journalism and Communication | C1 | 44 |
| Bachelor of Arts in Liturgy | C1 | 4 |
| Bachelor of Arts in Modern Languages and Translation | C1 | 103 |
| Bachelor of Arts in Music | C1 | 60 |
| Bachelor of Arts in Performing Arts | C1 | 20 |
| Bachelor of Arts in Philosophy | C1 | 9 |
| Bachelor of Arts in Psychology | C1 | 277 |
| Bachelor of Arts in Social Sciences | C1 | 16 |
| Bachelor of Science in Actuarial and Financial Mathematics | C1 | 30 |
| Bachelor of Science in Biochemistry | C1 | 164 |
| Bachelor of Science in Biology | C1 | 196 |
| Bachelor of Science in Chemistry | C1 | 11 |
| Bachelor of Science in Computer Science | C1 | 384 |
| Bachelor of Science in Human Nutrition and Dietetics | C1 | 136 |
| Bachelor of Science in Information Technology | C1 | 25 |
| Teaching Diploma in Education | C1 | 2 |
| Diploma in Interpretation | C2 | 5 |
| Master of Arts in Cinema and Television | C2 | 12 |
| Master of Arts in Conservation, Restoration of Cultural Properties and Sacred Art | C2 | 2 |

| | | |
|------------------------------------------------------------------------|----|-----|
| Master of Arts in Education | C2 | 37 |
| Master of Arts in English Language and Literature | C2 | 5 |
| Master of Arts in French Language and Literature | C2 | 3 |
| Master of Arts in Intervention and Social Work | C2 | 8 |
| Master of Arts in Journalism and Communication | C2 | 3 |
| Master of Arts in Music | C2 | 17 |
| Master of Arts in Performing Arts | C2 | 8 |
| Master of Arts in Philosophy | C2 | 1 |
| Master of Arts in Psychology | C2 | 112 |
| Master of Arts in Translation | C2 | 24 |
| Master of Science in Actuarial and Financial Mathematics | C2 | 23 |
| Master of Science in Biochemistry | C2 | 36 |
| Master of Science in Biology | C2 | 12 |
| Master of Science in Chemistry | C2 | 1 |
| Master of Science in Cybersecurity and Cyberdefense | C2 | 1 |
| Master of Science in Environmental Technologies | C2 | 5 |
| Master of Science in Computer Science | C2 | 8 |
| Master of Science in Neuroscience and Biotechnology | C2 | 13 |
| Master of Science in Nutrition | C2 | 38 |
| PhD in Conservation, Restoration of Cultural Properties and Sacred Art | C3 | 1 |
| PhD in Agriculture and Food Sciences | C3 | 12 |
| PhD in Arabic Language and Literature | C3 | 1 |
| PhD in Chemistry | C3 | 4 |
| PhD in Education Sciences | C3 | 9 |
| PhD in English Language and Literature | C3 | 4 |
| PhD in French Language and Literature | C3 | 1 |
| PhD in Higher and Specialized Music Education | C3 | 1 |
| PhD in History | C3 | 2 |
| PhD in Language Sciences - Traductology | C3 | 2 |
| PhD in Life and Earth Sciences | C3 | 3 |

| | | |
|--------------------------------------------------------------------------|----|-----|
| PhD in Liturgy | C3 | 1 |
| PhD in Music | C3 | 7 |
| PhD in Philosophy | C3 | 1 |
| PhD in Psychology | C3 | 3 |
| PhD in Social Sciences | C3 | 6 |
| PhD in Theater | C3 | 1 |
| PhD in Visual Arts | C3 | 1 |
| Continuing Education - Nutrition | FC | 10 |
| Continuing Education- Psychology | FC | 14 |
| Pontifical School of Theology | | |
| Bachelor of Arts in Theology | C1 | 108 |
| Master of Arts in Theology | C2 | 19 |
| PhD in Theology | C3 | 3 |
| School of Architecture and Design | | |
| Bachelor of Arts in Communication and Visual Arts | C1 | 245 |
| Bachelor of Arts in Design and Applied Arts | C1 | 147 |
| Bachelor of Arts in Digital Media | C1 | 154 |
| Bachelor of Science in Architectural Studies | C1 | 283 |
| Master in Architecture | C2 | 154 |
| Master in Interior Architecture | C2 | 57 |
| Master of Arts in Communication and Visual Arts | C2 | 15 |
| Master of Arts in Contemporary Arts | C2 | 9 |
| Business School | | |
| Bachelor of Business Administration - Audit | C1 | 163 |
| Bachelor of Business Administration - Business Computing | C1 | 52 |
| Bachelor of Business Administration - Finance | C1 | 311 |
| Bachelor of Business Administration - Hotel Management | C1 | 107 |
| Bachelor of Business Administration - Management | C1 | 24 |
| Bachelor of Business Administration - Management and Entrepreneurship | C1 | 270 |
| Bachelor of Business Administration - Marketing | C1 | 250 |
| Bachelor of Business Administration - Transport and Logistics | C1 | 77 |
| Master of Business Administration - Audit | C2 | 50 |
| Master of Business Administration - Finance | C2 | 35 |
| Master of Business Administration - Financial Engineering | C2 | 17 |
| Master of Business Administration - Human Resources | C2 | 5 |
| Master of Business Administration - Management and International Affairs | C2 | 22 |
| Master of Business Administration - Marketing | C2 | 74 |
| PhD in Business Administration | C3 | 9 |

| School of Engineering | | |
|--------------------------------------------------------------------------------|----|-------------|
| Engineering Diploma in Agricultural Engineering | C1 | 160 |
| Bachelor of Engineering in Biomedical Engineering | C1 | 85 |
| Bachelor of Engineering in Chemical Engineering | C1 | 71 |
| Bachelor of Engineering in Civil Engineering | C1 | 63 |
| Bachelor of Engineering in Computer Engineering | C1 | 125 |
| Bachelor of Engineering in Electrical and Electronics Engineering | C1 | 64 |
| Bachelor of Science in Engineering Sciences - Food Engineering | C1 | 46 |
| Bachelor of Engineering in Mechanical Engineering | C1 | 137 |
| Bachelor of Engineering in Telecommunications Engineering | C1 | 30 |
| Master of Science in Food Engineering | C2 | 37 |
| Master of Science in Civil Engineering | C2 | 2 |
| Master of Science in Mechanical Engineering | C2 | 2 |
| School of Law and Political Sciences | | |
| Bachelor of Arts in International Relations | C1 | 56 |
| Bachelor of Arts in Political Sciences | C1 | 12 |
| Law Degree | C1 | 361 |
| Master of Laws in International Contracts | C2 | 1 |
| Master of Arts in Diplomacy and International Security | C2 | 39 |
| Master of Arts in Middle Eastern Studies | C2 | 4 |
| Master of Laws in Business Law | C2 | 28 |
| Master of Laws in Private Law | C2 | 51 |
| PhD in Law | C3 | 3 |
| School of Medicine and Medical Sciences | | |
| Bachelor of Science in Nursing Sciences | C1 | 56 |
| Bachelor of Sciences in Health Fundamental Sciences (Medical Sciences) | C1 | 198 |
| Doctorate of Medicine | C2 | 169 |
| Diploma of Specialized Studies | C3 | 109 |
| USEK Continuing Learning Center | | |
| Continuing Education | FC | 5 |
| Centers for Language, Religious Studies and Theology, and Music Academy | | |
| Continuing Education - Languages | FC | 35 |
| Continuing Education - Music | FC | 313 |
| Continuing Education - Theology | FC | 45 |
| Online Courses- Religious Sciences | FC | 3 |
| Pastoral Year | FC | 9 |
| Free Listener | C1 | 1 |
| Total | | 7117 |



Retention and Graduation



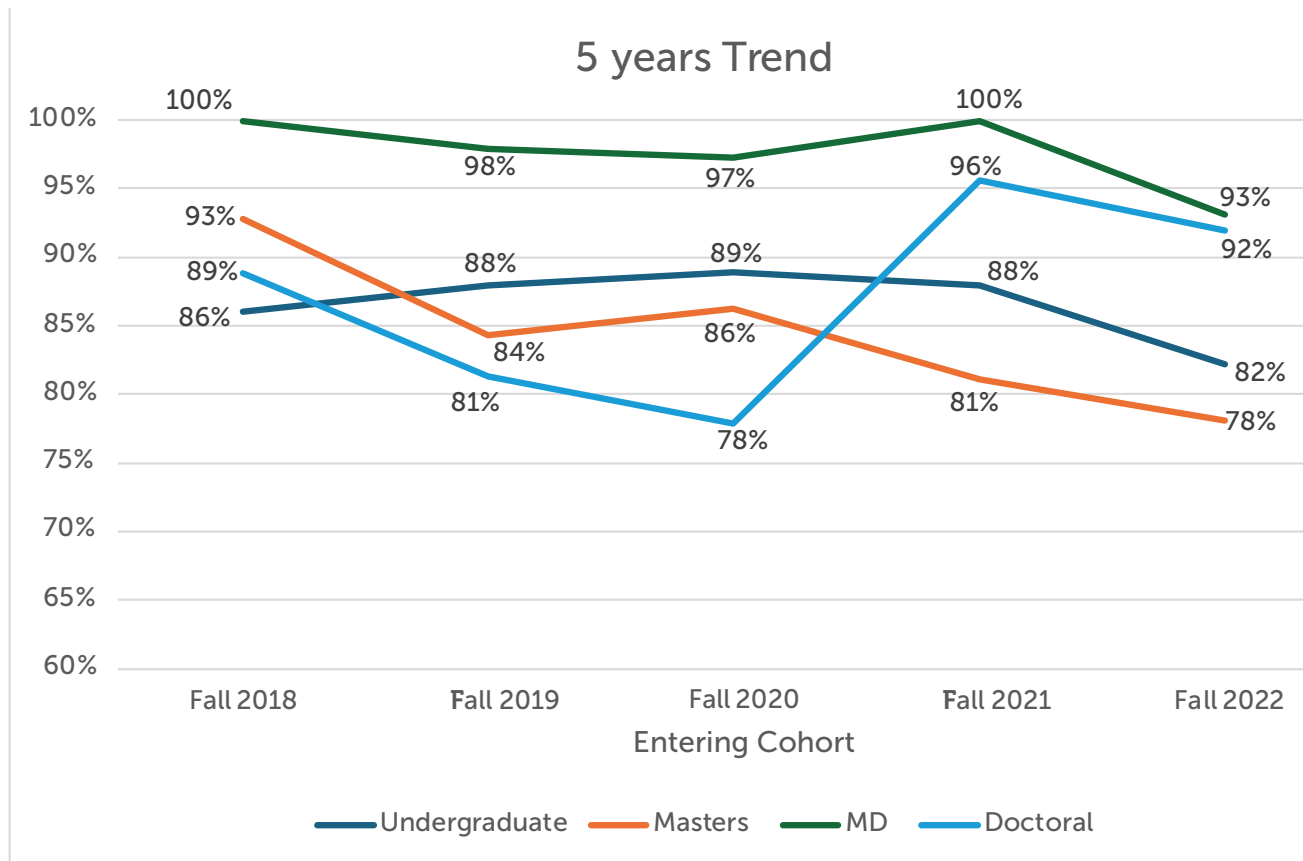
Year-to-Year Retention/Attrition/Graduation

These measures indicate the proportions of students, as described below, relative to the total student population as of Fall 2022:

- Retention: The percentage of students who continued their enrollment at the University in Fall 2023.
- Attrition: The percentage of students who withdrew or left the University during the 2022-2023 academic year.
- Graduation: The percentage of students who completed their program and graduated during the 2022-2023 academic year.

| Level | % Graduation | % Attrition | % Retention |
|---------------|--------------|-------------|-------------|
| Undergraduate | 17% | 13% | 70% |
| Graduate | 28% | 17% | 55% |
| Doctoral | 20% | 8% | 72% |
| Total | 19% | 14% | 67% |

Overall – First-Year Retention Rate



First-Year Retention by Unit Undergraduate Students

The yearly retention rate by unit represents the percentage of first-time undergraduate students who remained enrolled in the same unit in Fall 2023, following their initial enrollment in Fall 2022.

| Unit | Fall 2022 Entering Cohort | Fall 2023 Retained | Rate |
|-----------------------------------------|------------------------------|-----------------------|------|
| Faculty of Arts and Sciences | 626 | 453 | 72% |
| Pontifical School of Theology | 15 | 14 | 93% |
| School of Architecture and Design | 236 | 202 | 86% |
| Business School | 451 | 333 | 74% |
| School of Engineering | 199 | 160 | 80% |
| School of Law and Political Sciences | 117 | 81 | 69% |
| School of Medicine and Medical Sciences | 110 | 81 | 74% |



First-Year Retention by Program

Undergraduate Students

The yearly retention rate by unit is the percentage of first-time undergraduate students who are registered in a specific program for Fall 2023 term following their first enrollment in the same program in Fall 2022.

| Program | Fall 2022 Entering Cohort | Fall 2023 Retained | Rate |
|-------------------------------------------------------------------------------------|------------------------------|-----------------------|------|
| Faculty of Arts and Sciences | | | |
| Bachelor of Arts in Cinema and Television | 35 | 22 | 63% |
| Bachelor of Arts in Conservation, Restoration of Cultural Properties and Sacred Art | 1 | 1 | 100% |
| Bachelor of Arts in Education | 3 | 3 | 100% |
| Bachelor of Arts in Journalism and Communication | 16 | 9 | 56% |
| Bachelor of Arts in Modern Languages and Translation | 36 | 32 | 89% |
| Bachelor of Arts in Music | 18 | 14 | 78% |
| Bachelor of Arts in Performing Arts | 3 | 0 | 0% |
| Bachelor of Arts in English Language and Literature | 2 | 2 | 100% |
| Bachelor of Arts in French Language and Literature | 1 | 1 | 100% |
| Bachelor of Arts in Psychology | 72 | 53 | 74% |
| Bachelor of Arts in Social Sciences | 13 | 8 | 62% |
| Bachelor of Science in Actuarial and Financial Mathematics | 15 | 7 | 47% |
| Bachelor of Science in Biochemistry | 46 | 41 | 89% |
| Bachelor of Science in Biology | 100 | 72 | 72% |
| Bachelor of Science in Chemistry | 6 | 4 | 67% |
| Bachelor of Science in Computer Science | 190 | 126 | 66% |
| Bachelor of Science in Human Nutrition and Dietetics | 47 | 35 | 74% |
| Bachelor of Science in Information Technology | 14 | 5 | 36% |
| Freshman Program | 7 | 2 | 29% |
| Teaching Diploma in Education | 1 | 0 | 0% |
| Pontifical School of Theology | | | |
| Bachelor of Arts in Theology | 15 | 14 | 93% |

| School of Architecture and Design | | | |
|-----------------------------------------------------------------------|-------------|-------------|------------|
| Bachelor of Arts in Communication and Visual Arts | 80 | 60 | 75% |
| Bachelor of Arts in Design and Applied Arts | 42 | 33 | 79% |
| Bachelor of Arts in Digital Media | 41 | 36 | 88% |
| Bachelor of Science in Architectural Studies | 73 | 60 | 82% |
| Business School | | | |
| Bachelor of Business Administration - Audit | 54 | 41 | 76% |
| Bachelor of Business Administration - Business Computing | 26 | 17 | 65% |
| Bachelor of Business Administration - Finance | 99 | 72 | 73% |
| Bachelor of Business Administration - Hotel Management | 38 | 24 | 63% |
| Bachelor of Business Administration - Management and Entrepreneurship | 121 | 78 | 64% |
| Bachelor of Business Administration - Marketing | 83 | 62 | 75% |
| Bachelor of Business Administration - Transport and Logistics | 30 | 19 | 63% |
| School of Engineering | | | |
| Bachelor of Engineering in Biomedical Engineering | 19 | 18 | 95% |
| Bachelor of Engineering in Chemical Engineering | 13 | 8 | 62% |
| Bachelor of Engineering in Civil Engineering | 11 | 8 | 73% |
| Bachelor of Engineering in Computer Engineering | 43 | 35 | 81% |
| Bachelor of Engineering in Electrical and Electronics Engineering | 25 | 22 | 88% |
| Bachelor of Engineering in Mechanical Engineering | 46 | 35 | 76% |
| Bachelor of Engineering in Telecommunications Engineering | 6 | 4 | 67% |
| Bachelor of Science in Engineering Sciences - Food Engineering | 16 | 11 | 69% |
| Engineering Diploma in Agricultural Engineering | 20 | 17 | 85% |
| School of Law and Political Sciences | | | |
| Law Degree | 95 | 55 | 58% |
| Bachelor of Arts in International Relations | 16 | 11 | 69% |
| Bachelor of Arts in Political Sciences | 6 | 2 | 33% |
| School of Medicine and Medical Sciences | | | |
| Bachelor of Science in Nursing Sciences | 6 | 4 | 67% |
| Bachelor of Sciences in Health Fundamental Sciences | 104 | 77 | 74% |
| Total | 1754 | 1260 | 72% |

Graduates by Academic Unit

| Unit | Undergraduate | Graduate | Doctoral | Total |
|-----------------------------------------|---------------|------------|-----------|-------------|
| Faculty of Arts and Sciences | 276 | 141 | 6 | 423 |
| Pontifical School of Theology | 29 | 1 | | 30 |
| School of Architecture and Design | 116 | 117 | | 233 |
| Business School | 189 | 76 | 1 | 266 |
| School of Engineering | 107 | 9 | | 116 |
| School of Law and Political Sciences | 74 | 52 | | 126 |
| School of Medicine and Medical Sciences | 45 | 34 | 31 | 110 |
| Total | 836 | 430 | 38 | 1304 |

Honors List by Academic Unit

| Unit | Honors | Distinction | High Distinction | Total |
|-----------------------------------------|------------|-------------|------------------|------------|
| Faculty of Arts and Sciences | 40 | 23 | 6 | 69 |
| Pontifical School of Theology | 8 | 8 | 5 | 21 |
| School of Architecture and Design | 18 | 4 | | 22 |
| Business School | 9 | 4 | 3 | 16 |
| School of Engineering | 10 | 6 | 4 | 20 |
| School of Law and Political Sciences | 7 | 2 | | 9 |
| School of Medicine and Medical Sciences | 9 | 14 | 9 | 32 |
| Total | 101 | 61 | 27 | 189 |

Graduates by Program

Graduates by Academic Program | 2023 - 2024

| Program | Level* | Total of Graduates |
|-----------------------------------------------------------------------------------|--------|--------------------|
| Faculty of Arts and Sciences | | 423 |
| Bachelor of Arts in Cinema and Television | C1 | 14 |
| Bachelor of Arts in Clinical Psychology | C1 | 55 |
| Bachelor of Arts in English Language and Literature | C1 | 2 |
| Bachelor of Arts in French Language and Literature | C1 | 1 |
| Bachelor of Arts in Journalism and Communication | C1 | 10 |
| Bachelor of Arts in Liturgy | C1 | 1 |
| Bachelor of Arts in Modern Language and Translation | C1 | 18 |
| Bachelor of Arts in Music | C1 | 11 |
| Bachelor of Arts in Performing Arts | C1 | 5 |
| Bachelor of Arts in Philosophy | C1 | 6 |
| Bachelor of Arts in Social Sciences | C1 | 2 |
| Bachelor of Science in Actuarial and Financial Mathematics | C1 | 3 |
| Bachelor of Science in Biochemistry | C1 | 34 |
| Bachelor of Science in Biology | C1 | 17 |
| Bachelor of Science in Chemistry | C1 | 6 |
| Bachelor of Science in Computer Science | C1 | 43 |
| Bachelor of Science in Human Nutrition and Dietetics | C1 | 33 |
| Bachelor of Science in Information Technology | C1 | 4 |
| Teaching Diploma in Education | C1 | 9 |
| Teaching Diploma in Life Science | C1 | 2 |
| Master of Arts in Cinema and Television | C2 | 4 |
| Master of Arts in Conservation, Restoration of Cultural Properties and Sacred Art | C2 | 1 |
| Master of Arts in Drama Therapy | C2 | 1 |
| Master of Arts in Education | C2 | 21 |
| Master of Arts in Intervention and Social Work | C2 | 1 |
| Master of Arts in Journalism and Communication | C2 | 1 |
| Master of Arts in Music | C2 | 3 |
| Master of Arts in Philosophy | C2 | 2 |
| Master of Arts in Psychology | C2 | 40 |
| Master of Arts in Translation | C2 | 6 |
| Master of Science in Actuarial and Financial Mathematics | C2 | 6 |
| Master of Science in Biochemistry | C2 | 15 |
| Master of Science in Biology | C2 | 7 |
| Master of Science in Computer Science | C2 | 4 |

| | | |
|--------------------------------------------------------------------------|----|------------|
| Master of Science in Cybersecurity | C2 | 2 |
| Master of Science in Environmental Technologies | C2 | 2 |
| Master of Science in Neuroscience and Biotechnology | C2 | 6 |
| Master of Science in Nutrition | C2 | 19 |
| PhD in Agriculture and Food Sciences | C3 | 2 |
| PhD in Music | C3 | 3 |
| PhD in Visual Arts | C3 | 1 |
| Pontifical School of Theology | | 30 |
| Bachelor of Arts in Theology | C1 | 29 |
| Master of Arts in Theology | C2 | 1 |
| School of Architecture and Design | | 233 |
| Bachelor of Arts in Communication and Visual Arts | C1 | 22 |
| Bachelor of Arts in Design and Applied Arts | C1 | 24 |
| Bachelor of Arts in Digital Media | C1 | 18 |
| Bachelor of Science in Architectural Studies | C1 | 52 |
| Master in Architecture | C2 | 84 |
| Master in Interior Architecture | C2 | 27 |
| Master of Arts in Communication and Visual Arts | C2 | 2 |
| Master of Arts in Contemporary Arts | C2 | 4 |
| Business School | | 266 |
| Bachelor of Business Administration - Audit | C1 | 29 |
| Bachelor of Business Administration - Business Computing | C1 | 3 |
| Bachelor of Business Administration - Finance | C1 | 58 |
| Bachelor of Business Administration - Hotel Management | C1 | 8 |
| Bachelor of Business Administration - Management | C1 | 12 |
| Bachelor of Business Administration - Management and Entrepreneurship | C1 | 34 |
| Bachelor of Business Administration - Marketing | C1 | 29 |
| Bachelor of Business Administration - Transport and Logistics | C1 | 16 |
| Master of Business Administration - Audit | C2 | 20 |
| Master of Business Administration - Finance | C2 | 19 |
| Master of Business Administration - Financial Engineering | C2 | 4 |
| Master of Business Administration - Management and International Affairs | C2 | 3 |
| Master of Business Administration - Marketing | C2 | 30 |
| PhD in Business Administration | C3 | 1 |
| School of Engineering | | 116 |

| | | |
|-------------------------------------------------------------------|----|-------------|
| Bachelor of Engineering in Biomedical Engineering | C1 | 10 |
| Bachelor of Engineering in Chemical Engineering | C1 | 14 |
| Bachelor of Engineering in Civil Engineering | C1 | 9 |
| Bachelor of Engineering in Computer Engineering | C1 | 10 |
| Bachelor of Engineering in Electrical and Electronics Engineering | C1 | 4 |
| Bachelor of Engineering in Mechanical Engineering | C1 | 18 |
| Bachelor of Engineering in Telecommunications Engineering | C1 | 6 |
| Bachelor of Science in Engineering Sciences - Food Engineering | C1 | 14 |
| Engineering Diploma in Agricultural Engineering | C1 | 22 |
| Master of Science in Civil Engineering | C2 | 1 |
| Master of Science in Mechanical Engineering | C2 | 1 |
| Master of Science in Food Engineering | C2 | 7 |
| School of Law and Political Sciences | | 126 |
| Bachelor of Arts in International Relations | C1 | 11 |
| Bachelor of Arts in Political Sciences | C1 | 3 |
| Law Degree | C1 | 60 |
| Master of Arts in Diplomacy and International Security | C2 | 14 |
| Master of Laws in International Contracts | C2 | 1 |
| Master of Laws in Business Law | C2 | 19 |
| Master of Laws in Private Law | C2 | 18 |
| School of Medicine and Medical Sciences | | 110 |
| Bachelor of Science in Health Fundamental Sciences | C1 | 33 |
| Bachelor of Science in Nursing Sciences | C1 | 12 |
| Doctor of Medicine | C2 | 34 |
| Diploma of Specialized Studies | C3 | 31 |
| Total | | 1304 |

*C1: Undergraduate studies, C2: Graduate studies, C3: Doctoral studies, FC: Continuing Education** The yield rate is the percentage of applicants who enrolled compared to the number of accepted applications.

150% Graduation Rate

150% Graduation rate is the percentage of students who have completed their programs (including remedial courses) within 150 percent of normal time of completion.

| Program Category | 2023 - 2024 |
|---------------------------|-------------|
| Bachelor, 3-year programs | 79% |
| Bachelor, 4-year programs | 73% |
| Bachelor, 5-year programs | 77% |
| Master programs | 69% |
| MD program | 94% |
| Doctoral programs | 55% |

Probation Rates by Academic Unit

Fall 2023 - 2024

| Academic Unit | Undergraduate | | | Graduate | | |
|-----------------------------------------|-----------------------|------------------|------------|-----------------------|------------------|-----------|
| | Probationary Students | Total Enrollment | Ratio | Probationary Students | Total Enrollment | Ratio |
| Faculty of Arts and Sciences | 128 | 1679 | 10% | 16 | 374 | 4% |
| Pontifical School of Theology | 0 | 108 | 0% | | 19 | 0% |
| School of Architecture and Design | 17 | 829 | 4% | 8 | 235 | 3% |
| Business School | 205 | 1254 | 19% | 13 | 203 | 6% |
| School of Engineering | 46 | 781 | 11% | 3 | 41 | 7% |
| School of Law and Political Sciences | 30 | 429 | 11% | 6 | 123 | 5% |
| School of Medicine and Medical Sciences | 6 | 254 | 5% | 1 | 169 | 1% |
| Total | 432 | 5334 | 11% | 47 | 1164 | 4% |

Probation Rates by Level

| Level | Fall 2023 | | | Spring 2024 | | |
|---------------|-----------------------|------------------|-----------|-----------------------|------------------|-----------|
| | Probationary Students | Total Enrollment | Ratio | Probationary Students | Total Enrollment | Ratio |
| Undergraduate | 432 | 5334 | 8% | 548 | 5173 | 11% |
| Master | 47 | 1164 | 4% | 48 | 1036 | 5% |
| Doctoral | 0 | 184 | 0% | 0 | 176 | 0% |
| Total | 432 | 6682 | 6% | 596 | 6385 | 9% |

Undergraduate Program Change Requests 2023 - 2024

| Program Name | Program Change |
|-------------------------------------------------------------------------------------|----------------|
| Faculty of Arts and Sciences | |
| Freshman Program | 1 |
| Bachelor of Arts in Cinema and Television | 1 |
| Bachelor of Arts in Conservation, Restoration of Cultural Properties and Sacred Art | 2 |
| Bachelor of Arts in English Language and Literature | 1 |
| Bachelor of Arts in Modern Languages and Translation | 2 |
| Bachelor of Arts in Music | 3 |
| Bachelor of Arts in Performing Arts | 3 |
| Bachelor of Arts in Philosophy | 1 |
| Bachelor of Arts in Psychology | 6 |
| Bachelor of Science in Biochemistry | 3 |
| Bachelor of Science in Biology | 2 |
| Bachelor of Science in Computer Science | 5 |
| Bachelor of Science in Human Nutrition and Dietetics | 1 |
| Bachelor of Science in Information Technology | 3 |
| Pontifical School of Theology | |
| Bachelor of Arts in Theology | 2 |
| School of Architecture and Design | |
| Bachelor of Arts in Communication and Visual Arts | 1 |
| Bachelor of Arts in Design and Applied Arts | 5 |
| Bachelor of Arts in Digital Media | 1 |
| Business School | |
| Bachelor of Business Administration - Audit | 1 |
| Bachelor of Business Administration - Finance | 1 |
| Bachelor of Business Administration - Management and Entrepreneurship | 1 |
| Bachelor of Business Administration - Marketing | 3 |
| School of Engineering | |
| Bachelor of Engineering in Biomedical Engineering | 2 |
| Bachelor of Engineering in Chemical Engineering | 1 |
| Bachelor of Engineering in Computer Engineering | 4 |
| School of Law and Political Sciences | |
| Bachelor of Arts in International Relations | 4 |
| Law Degree | 2 |
| School of Medicine and Medical Sciences | |
| Bachelor of Science in Health Fundamental Sciences | 18 |
| Total | 82 |



Course Management

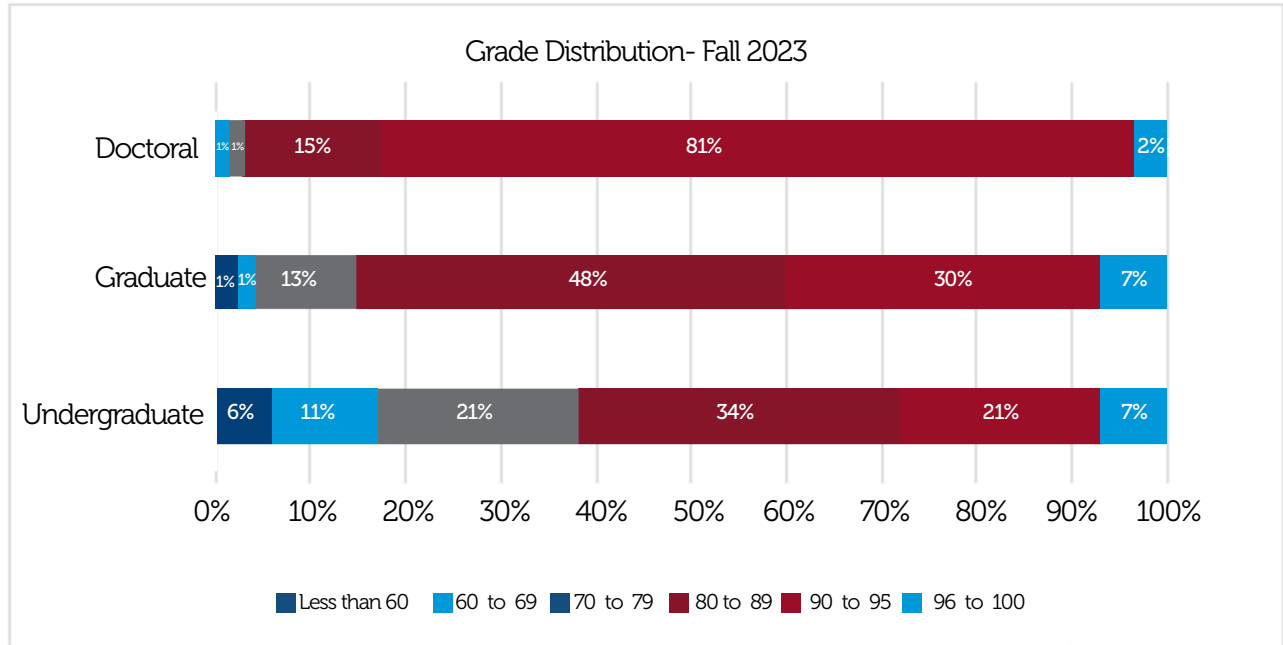
Section Variations and Average Enrollment

This study presents the distribution of undergraduate class sizes for all lecture courses offered at the Kaslik Campus.

| Unit | Fall 2023-2024 | | | Spring 2023-2024 | | |
|-----------------------------------------|-----------------|------------------------------|--------------|------------------|------------------------------|--------------|
| | No. of Sections | Total of Registered Students | Average | No. of Sections | Total of Registered Students | Average |
| Faculty of Arts and Sciences | 511 | 11537 | 22.58 | 456 | 10746 | 23.57 |
| Pontifical School of Theology | 36 | 330 | 9.17 | 32 | 429 | 13.41 |
| School of Architecture and Design | 78 | 1468 | 18.82 | 81 | 1810 | 22.35 |
| Business School | 132 | 3249 | 24.61 | 139 | 3540 | 25.47 |
| School of Engineering | 169 | 2399 | 14.20 | 168 | 2413 | 14.36 |
| School of Law and Political Sciences | 66 | 1804 | 27.33 | 71 | 1804 | 25.41 |
| School of Medicine and Medical Sciences | 37 | 923 | 24.95 | 32 | 680 | 21.25 |
| Total | 1029 | 21710 | 21.10 | 979 | 21422 | 21.88 |

Grade Distribution

| Term Average Distribution | Fall 2023-2024 | | | Spring 2023-2024 | | |
|---------------------------|----------------|-------------|-------------|------------------|-------------|-------------|
| | Undergraduate | Graduate | Doctoral | Undergraduate | Graduate | Doctoral |
| Less than 60 | 6% | 1% | 0% | 6% | 0% | 0% |
| 60 to 69 | 11% | 1% | 1% | 11% | 0% | 0% |
| 70 to 79 | 21% | 13% | 1% | 21% | 8% | 1% |
| 80 to 89 | 34% | 48% | 15% | 35% | 50% | 19% |
| 90 to 95 | 21% | 30% | 81% | 22% | 36% | 77% |
| 96 to 100 | 7% | 7% | 2% | 7% | 6% | 3% |
| Total | 100% | 100% | 100% | 100% | 100% | 100% |



Grade Changes by Faculty/School Fall 2023 - 2024

| Unit | Request By Unit | Data Entry Error | Incomplete | Re-calculated | Total |
|-----------------------------------------|-----------------|------------------|------------|---------------|------------|
| Faculty of Arts and Sciences | 176 | 10 | 34 | 47 | 267 |
| Pontifical School of Theology | 3 | | | | 3 |
| School of Architecture and Design | 31 | 3 | 1 | 3 | 38 |
| Business School | 48 | 32 | 43 | 13 | 136 |
| School of Engineering | 28 | 2 | | 9 | 39 |
| School of Law and Political Sciences | 6 | 6 | 2 | 3 | 17 |
| School of Medicine and Medical Sciences | 2 | | | | 2 |
| Total | 294 | 53 | 80 | 75 | 502 |



Faculty and Staff



Faculty Members by Type

758 Faculty Members in Fall 2023 out of which:

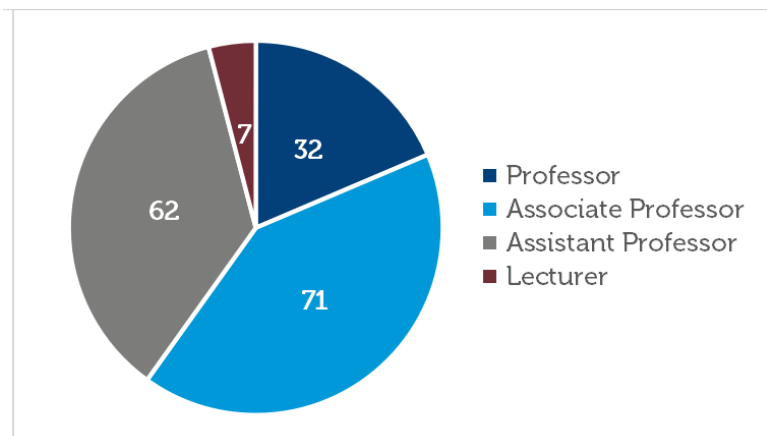
- 172 full-time faculty
- 586 part-time faculty

Distribution of Full-Time Faculty Members by Degree

| Degree | Number |
|-------------------|------------|
| Non - PhD holders | 24 |
| PhD/Doctorate | 148 |
| Total | 172 |

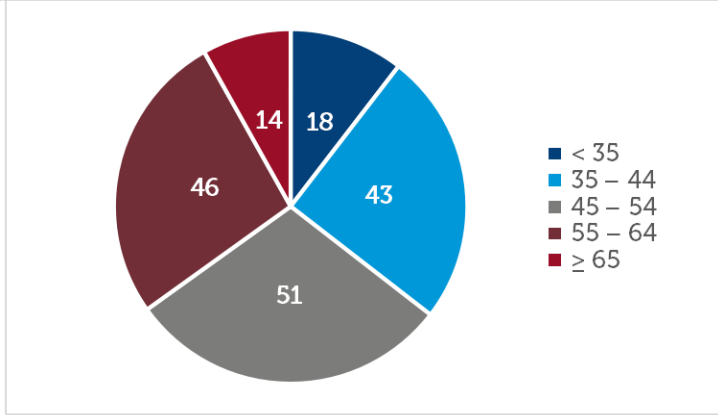
Distribution of Full-Time Faculty Members by Rank

| Rank | Number |
|---------------------|--------|
| Professor | 24 |
| Associate Professor | 148 |
| Assistant Professor | 62 |
| Instructor | 7 |

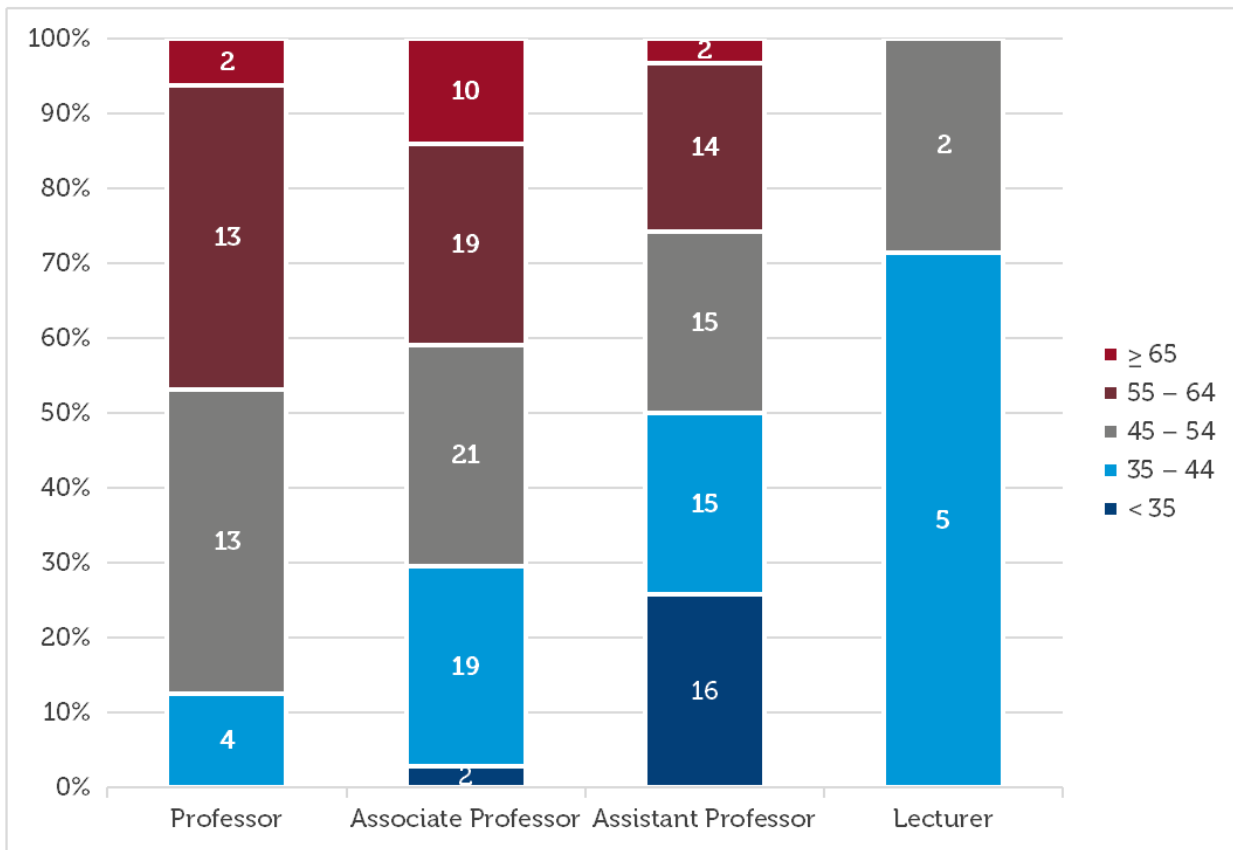


Full-Time Faculty Members Age Distribution

| Age | Number | % |
|---------|--------|-----|
| < 35 | 18 | 10% |
| 35 – 44 | 43 | 25% |
| 45 – 54 | 51 | 30% |
| 55 – 64 | 46 | 27% |
| ≥ 65 | 14 | 8% |



Full-Time Faculty Members Age Distribution by Rank



Faculty Recruitment

| Level | Fall 2021-2022 | | Spring 2021-2022 | | Fall 2022-2023 | | Spring 2022-2023 | | Fall 2023-2024 | | Spring 2023-2024 | |
|-----------------------------------------|----------------|-----------|------------------|-----------|----------------|-----------|------------------|-----------|----------------|-----------|------------------|-----------|
| | Full-Time | Part-Time | Full-Time | Part-Time | Full-Time | Part-Time | Full-Time | Part-Time | Full-Time | Part-Time | Full-Time | Part-Time |
| Faculty of Arts and Sciences | 1 | 10 | | 9 | 7 | 10 | 1 | 8 | 12 | 34 | | 9 |
| Pontifical School of Theology | | | | | 1 | | 1 | 1 | | 4 | | 4 |
| School of Architecture and Design | | 4 | | 3 | 3 | 4 | | 4 | | 4 | | 6 |
| Business School | 1 | 4 | 1 | 18 | 1 | 14 | 2 | 2 | 5 | 8 | 1 | 2 |
| School of Engineering | | 5 | | 9 | 1 | 11 | | 5 | | 12 | | 4 |
| School of Law and Political Sciences | | 2 | 1 | 4 | 2 | 3 | | | | 2 | | 1 |
| School of Medicine and Medical Sciences | | | | 1 | | 17 | | 1 | | | 1 | |
| Doctoral College | | 2 | | | | | | | | | | |
| Music Academy | | 1 | | 2 | | | | 2 | | | | 2 |
| Sports Office | | | | 2 | | 1 | | | | 2 | | |
| Total | 2 | 28 | 2 | 48 | 15 | 60 | 4 | 23 | 17 | 66 | 2 | 28 |

Staff Recruitment

| Academic Year | 2021-2022 | 2022-2023 | 2023-2024 |
|-------------------|-----------|-----------|-----------|
| Staff Recruitment | 7 | 16 | 53 |



International Relations



List of Memberships

- Agence Universitaire de la Francophonie (AUF)
- American Council on Education (ACE)
- American Institute of Architecture Students (AIAS)
- Association Catholique des Instituts de Sciences de l'Éducation (ACISE)
- Association des Facultés et Établissements de Lettres et Sciences Humaines (AFELSH)
- Association Internationale des Sociologues de Langue Française (AISLF)
- Association Internationale Espace Numérique Ouvert pour la Méditerranée (e-Omed)
- Association of Arab Universities (AARU)
- Association of Catholic Colleges and Universities (ACCU)
- Association of Collegiate Schools of Architecture (ACSA)
- Association of Governing Boards of Universities and Colleges (AGB)
- Association of Social Work at the Association of Arab Universities
- Association to Advance Collegiate Schools of Business (AACSB)
- Babson Collaborative for Entrepreneurship Education
- CHEA International Quality Group
- Communauté des Universités Méditerranéennes (CUM)
- Conférence Internationale des Doyens des Facultés de Médecine d'Expression Française (CIDMEF)
- Conférence de Psychologie universitaire de la FIUC (FIUCUP)
- Conférence des Recteurs de la région du Moyen-Orient (C2R)
- Conférence Internationale des Formations d'Ingénieurs et Techniciens d'Expression Française (CITEF)
- Conférence Internationale des Responsables des Universités et Instituts Scientifiques d'expression française (CIRUISEF)
- Conférence Mondiale des Institutions Universitaires Catholiques de Philosophie (COMIUCAP)
- Conseil Européen pour les Langues (CEL)
- Digital common (DC)
- DUZ Verlags- und Medienhaus GmbH
- EtherCAT Technology Group
- European Association for International Education (EAIE)
- European Association of Erasmus Coordinator (EAEC)
- European Foundation for Management Development (EFMD)
- European Society for Engineering Education (SEFI)
- European University Association (EUA)
- Fédération des universités catholiques européennes (FUCE)
- Fédération internationale des traducteurs (FIT)
- Fédération internationale des universités catholiques (FIUC)
- Foundation for Global Compact PRME
- Global Engineering Deans Council
- International Association of Law Schools (IALS)
- International Association of Universities (IAU)
- International Association of University Presidents (IAUP)
- International Federation of Library Associations and Institutions (IFLA)
- International Network for Quality Assurance Agencies in Higher Education (INQAAHE)
- International Organization Development Association (IODA)

- Latin American Council of Social Science (CLASCO)
- NAAB International Certification
- National Association of Foreign Student Advisers (NAFSA)
- National Career Development Association (NCDA)
- National CyberWatch Center
- Online Learning Consortium (OLC) - United States
- Principles for Responsible Management Education (PRME)
- Réseau FIGURE
- Réseau International d'Écoles doctorales en sociologie (Rédoc)
- Réseau International Francophone des Etablissements de Formation de Formateurs (RIFEFF)
- Réseau Méditerranéen d'Écoles d'Ingénieurs (RMEI)
- Society of Colleges of Science in Arab Universities
- Thetys Consortium des Universités Euro-Méditerranéennes
- Union des Universités de la Méditerranée (UNIMED)
- Universities Association of Lebanon

List of Agreements

General Agreements

Austria

- University of Applied Sciences Upper Austria

Brazil

- COIMBRA Group of Brazilian Universities
- Pontifical Catholic University of Goiás
- Universidade Federal de São Paulo
- Université Pontificale Catholique de Campinas

Cyprus

- University of Nicosia UNIC

France

- Aix Marseille Université
- Aix Marseille Université - Téthys
- Ecole Centrale Marseille ECM
- Ecole des mines de St-Etienne
- Institut Catholique de Paris (ICP)
- Institut des Sciences Politiques de Lyon (Sc Po Lyon)
- Institut Polytechnique UniLaSalle
- Sorbonne University
- Université Bretagne Sud
- Université Catholique de l'Ouest
- Université Catholique de Louvain
- Université Catholique de Lyon
- Université Catholique de Lyon (UCLy)
- Université Claude Bernard Lyon 1 (UCBL)
- Université de Caen Normandie
- Université de Nîmes

- Université de Toulon UTLN

- Université de Tours

- Université de Versailles Saint Quentin-en-

Yvelynes

- Université Paris Est Créteil
- Université Paris-Sud /Université Paris Saclay
- Université Paris Descartes/Paris V

Germany

- Katholische Universität Eichstätt-Ingolstadt (KU)

Hungary

- Pázmány Péter Catholic University

Iraq

- Catholic University of Erbil (CUE)

Italy

- International University of Languages and Media (IULM)
- Università degli studi di Palermo
- University of Messina
- Università degli Studi di Roma Tor Vergata
- Tor Vergata University of Rome Uni Roma 2
- University of Genoa UNIGE

Jordan

- American University of Madaba (AUM)
- University of Jordan
- Zarqa University

Mexico

- Instituto Matias Romero
- National Autonomous University of Mexico (UNAM)
- Universidad La Salle
- Universidad Panamericana

Morocco

- Hautes Études de Management (HEM)

Poland

- The John Paul II Catholic University of Lublin

Qatar

- Hamad Bin Khalifa University

Spain

- University of Cadiz

Switzerland

- University of Applied Sciences and Arts of Southern Switzerland (SUPSI)
- University of Fribourg

Turkey

- Istanbul Aydin University

United Arab Emirates

- Abu Dhabi University
- Ajman University
- American University of Dubai (AUD)

USA

- National Apostolate of Maronites – NAM, USA

Specific Agreements**Faculty of Arts and Sciences**

- Academia di Belle Arti Catania - ABACatania
- Aix Marseille Université
- Catholic University of Applied Sciences Mainz (Mainz CUAS)
- École Nationale Supérieure des Arts Technique du Théâtre (ENSATT)
- Institut La Valette, France-Institute of Alliance Plantatio
- Institut National des Langues et Civilisations Orientales (INALCO)
- Intisar Foundation
- Mozarteum University Salzburg
- National University of Life and Environmental Sciences of Ukraine
- Sorbonne University
- UniLaSalle Beauvais
- Université Catholique de Louvain (UCL)

- Université de Lorraine
- Université de Picardie Jules Verne
- Université de Tours-UFR Lettres
- Université Grenoble Alpes
- Université Lumière Lyon 2
- Université Paris 1 Panthéon Sorbonne
- Université Paul Valéry Montpellier III
- Université Polytechnique Hauts-de-France
- Université Sorbonne Nouvelle Paris 3
- University for Foreigners of Sienna
- University of Sassari
- University of Urbino
- Urbino - Carlo Bo

Pontifical School of Theology

- Institute of Oriental Studies of Russian Academy of Sciences
- Martin-Luther-Universität Halle-Wittenberg
- Papieski Wydział Teologiczny we Wrocławiu
- Université Catholique de Louvain (UCL)

School of Architecture and Design

- École Nationale Supérieure d'Architecture de Paris La Villette
- École Nationale Supérieure d'Architecture de Strasbourg (ENSAS)
- La Sapienza University
- Politecnico di Torino
- Roma Tre University
- Università di Siena
- Université de Strasbourg (Unistra)
- Université Paris-Est Créteil - Université Paris Est Marne-la-Vallée (UPEC-UPEM)
- Université Paris-Est Marne-la-Vallée (UPEM)
- University of Catania

Business School

- Coordination of Organization for Voluntary Service (COSV)
- École Supérieure des Sciences Commerciales d'Angers –(ESSCA)
- EM Strasbourg
- ESCA Business School
- Groupe ISCAE (Institut Supérieur de Commerce et d'Administration des Entreprises)
- Haute école de gestion de Genève
- Hautes Etudes de Management (HEM)
- HEC Montréal
- La Sapienza University
- Le Cordon Bleu International

- MIT - World Peace University
- Université Paris II Panthéon Assas
- University of Stellenbosh
- Zagreb School of Economics and Management

School of Engineering

- École Nationale Supérieure Mines-Télécom Atlantique Bretagne Pays de la Loire (IMT Atlantique)
- École nationale d'ingénieurs des travaux agricoles de Clermont-Ferrand
- Institut Mines-Télécom : École d'ingénieurs IMT Mines Alès
- Institut Supérieur du Bâtiment et des Travaux Publics (ISBA-TP)
- ISARA-Lyon
- JUNIA Grande École d'ingénieurs – Université Catholique de Lille
- Saint-Gobain Middle East Holding SAL
- Telecom ParisTech
- Università degli Studi di Napoli Federico II
- Université de Bretagne Occidentale - UBO
- Université de Nantes
- Université de Technologie de Compiègne (UTC)
- Université d'Orléans

School of Law and Political Sciences

- Université de Montpellier
- Università di Corsica - Pasquale Paoli

- Université de Poitiers

School of Medicine and Medical Sciences

- Assistance Publique des Hôpitaux de Paris
- Université de Tours-UFR Médecine
- Assistance Publique des Hôpitaux de Paris
- Université de Tours-UFR Médecine
- CHU Limoges
- Université de Poitiers
- Fertility Education and Medical Management FEMM
- GCS Rasma Santé

School of Music

- Avid Technology International BV
- Guglielmo Marconi University (GMU)
- Université de Poitiers
- Yes Academy

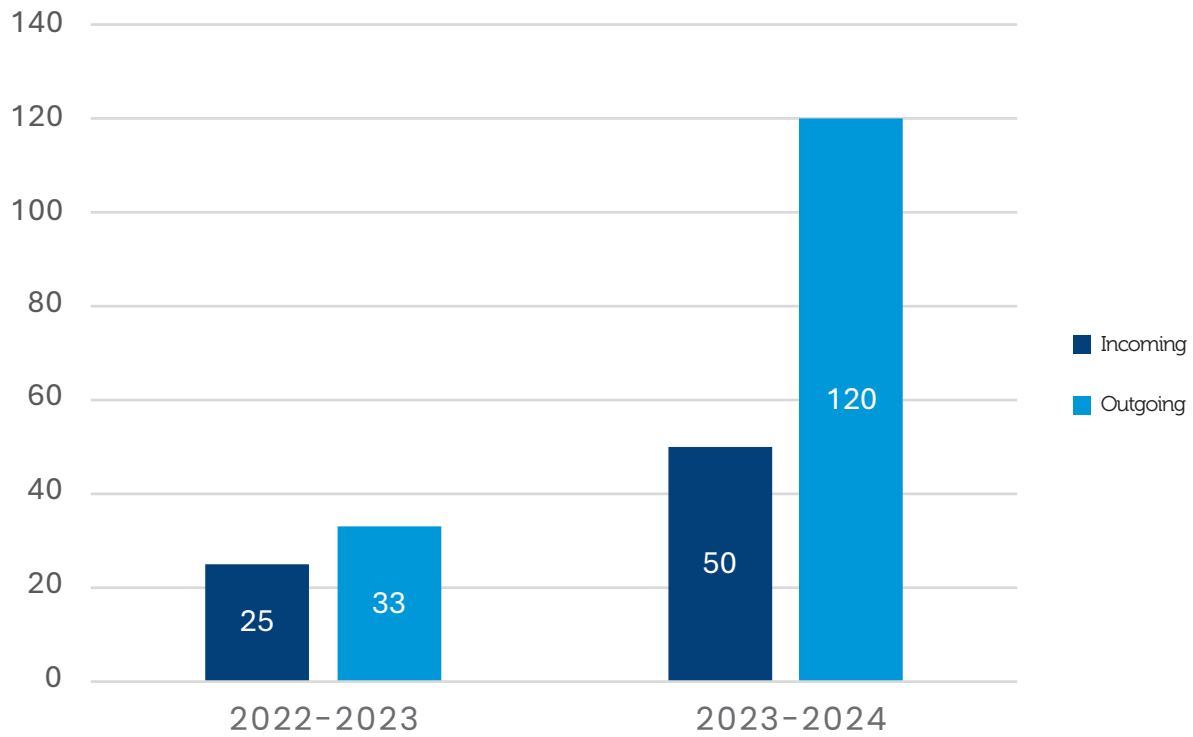
ACIE

- Babson College Collaborative Agreement

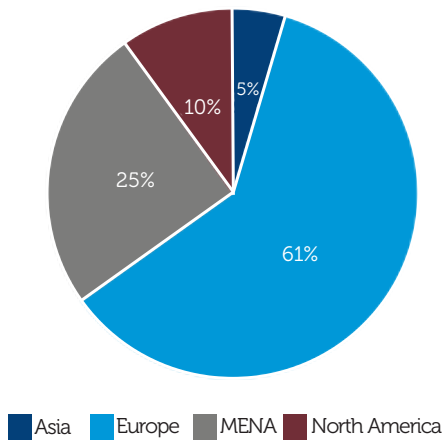
International Grants

| Funding Agency | Project Title |
|--------------------------------------------------------------------------------------|--------------------------------------------------------------------------------------------------------------------------------------------------------------------------------------------------------|
| Agence Universitaire de la Francophonie (AUF) | Knowledge of Cultural Heritage as Tools for the Development and as a Collaborative Approach of Religious Communities for Intercultural Dialogue |
| Agence Universitaire de la Francophonie (AUF) | ODEFI- Ouverture des Doctorants à un Entrepreneuriat Favorisant L' Innovation |
| Agence Universitaire de la Francophonie (AUF) | Reinforcing Access to Law of Vulnerable Populations in North Africa and the Middle East by the Creation of a Group of University Legal Clinics (Egypt, Iraq, Jordan, Lebanon, Palestinian Territories) |
| Agence Universitaire de la Francophonie (AUF) | Characterization of the Nutritional and Metabo-Genetic Status of Individuals with Autism Spectrum Disorder in Lebanon for Enhanced Therapeutic Strategies |
| Aid to the Church in Need (ACN) | The Synod on Women and their Presence in Church and Society |
| American Psychological Association Division 48: Peace Psychology Division | Interpersonal Separations within Lebanese Families During the Current Crises |
| Autonomous Region Friuli- Venezia Giulia Italy | Twinning Partnership for Sustainable Small and Medium-sized Enterprises Development in Lebanon |
| British Library | An Ongoing Identity Crisis in Lebanon Arab or What? Digitizing Early Newspapers in the Middle East 1895 to 1950 |
| Chamber of Commerce, Industry, and Agriculture, Beirut, and Mount Lebanon (CCIA-BML) | iHeritage Project |
| European Community Action Scheme for the Mobility of University Students Erasmus+ | Sustainable Wastewater Treatment for Hospitals (SWaTH) |
| Hungarian Government | Restoration Project of the Historical Churches of Lebanon |
| Institut Français | SAFIR Call for Applications for Lebanese incubators/accelerators |
| Institute of Missiology of missio e.V. | The Image and Role of Women, Especially Religious Women, in the Church in Asia |
| Istituto Italiano di Cultura- IIC | Sauvez les oeuvres d'art à Bevrouth SOAB Project |
| Kingdom of the Netherlands in Lebanon and Berytech Foundation | The Agri-Food & CleanTech Smart Innovation Hub Co-funded by the Kingdom of the Netherlands and Berytech Partnership Growth Program (the "Action") |
| Kingdom of the Netherlands in Lebanon and Berytech Foundation | NEX - LABS Incubation Vouchers |
| L'Ambassade de France au Liban et l'OEuvre d'Orient | Le Fonds pour les écoles d'Orient |
| Pharos; Sub-Body: ADYAN | World Barometer of Cultural and Religious Pluralism |
| Swiss Network for International Studies (SNIS) | Power-Sharing for Peace? Between Adoptability and Durability in Lebanon, Syria, and Iraq |
| UNIMED - Unione delle Università del Mediterraneo | ASMeC - Students' Attitudes in a Changing Mediterranean |
| United States Agency for International Development (USAID) | Promoting Sustainable Livelihoods (PSL) |
| United States Agency for International Development (USAID) | Smart Water for Young Professionals & Experts (SWYPE) |
| United States Agency for International Development (USAID) | Higher Education Capacity Development Program (HECD) |

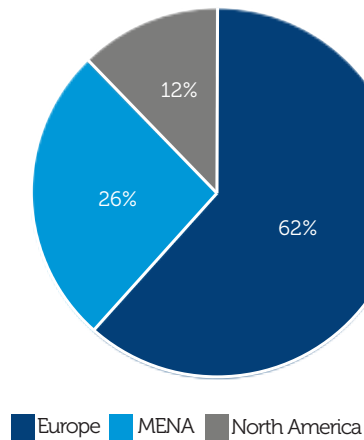
Faculty and Staff Mobility



Outgoing Faculty/Staff



Incoming Faculty/Staff





Higher Center for Research



Call for Projects for the Last 3 Years

- Approximate submitted projects: 44
- Accepted projects: 17
- Approximate rejected projects: 14
- Pending projects: 13

| School | Department | Project title | Acceptance Date |
|------------------------------|------------------------------------------------------------------------|--------------------------------------------------------------------------------------------------------------------------------------------------------------------------------------------|-----------------|
| Faculty of Arts and Sciences | Department of Biology | 1. Genetic Variants of COMT rs4680 and Schizophrenia: Exploring Associations with Onset Age, Symptomatology, Treatment Response, and Confounding Factors | September 2023 |
| | | 2. Qualitative Analysis of the Lebanese Compost Available on the Market | March 2024 |
| | | 3. Management of Inflammatory Bowel Diseases in Lebanon: Association, Impact and Future Predictors | August 2024 |
| | Department of Nutrition and Food Sciences | 1. Economic Crisis and Changes in Food Diversity Habits among adolescents living in Zahle district | September 2023 |
| | | 2. Social and Nutritional Behavioral Characteristics of the elderly in Lebanon: Paving the Way to Better Health | November 2023 |
| | | 3. Assessment Household Food Insecurity, Malnutrition and Unfavourable Dietary Diversity among Children aged between 6 and 9 : Alarming Nutritional disparities in a Crises-ridden Lebanon | February 2024 |
| | | 4. Impact of Parents and Children's Nutrition and Food Literacy on Household's Dietary Diversity, Anemia and Malnutrition in Lebanese Adolescents (10-19 years old) | August 2024 |
| | Department of Psychology and Department of Nutrition and Food Sciences | 1. Association between Body Image, Well-Being and Eating Behaviours in Adults Aging Between 18 and 35 | July 2024 |
| | Department of Chemistry and Biochemistry | 1. Extraction of Pharmaceutically Relevant Natural Compounds and Assessment of Lipase Performance in Eco-Friendly Deep Eutectic Solvents | August 2024 |

| | | | |
|-----------------------------------------|-----------------------------------|--------------------------------------------------------------------------------------------------------------------------------------------------------------------------------------------------------------------------------------------------------------|--------------------------------|
| School of Engineering | Agricultural and Food Engineering | 1. Investigating the Endophytic Action of Beauveria spp. and its Combined Effect with Bacillus thuringiensis var. kurstaki on the Larval Stages of the Tomato Leaf Miner, Tuta absoluta | February 2024 |
| School of Medicine and Medical Sciences | | 1. The Effect of Cigarette and Waterpipe Smoking on Pulmonary Function in Young Adults 2. Correlation between the Severity of Metabolic Dysfunction-associated Steatotic Liver Disease and Coronary Artery Disease in a Sample of Lebanese Population | January 2024 April 2024 |
| School of Law and Political Sciences | | 1. Comparative Contract Law and Civil Liability | August 2024 |

In Figures

| School / Faculty Name | Number of Projects |
|-----------------------------------------|--------------------|
| Faculty of Arts and Sciences | 9 |
| School of Engineering | 1 |
| School of Medicine and Medical Sciences | 2 |
| School of Law and Political Sciences | 1 |
| Total | 13 |

Erasmus+ Projects

| Erasmus Call | Title and Acronym | Status |
|------------------------------------------------------------------------------------------------|-----------------------------------------------------------------|-------------------------------------------------|
| Erasmus-EDU-2024-VIRT-EXCH Virtual Exchange in Higher Education and Youth | Lead Mediate LM | Submitted: April 2024 |
| ERASMUS-EDU-2024-CBHE | CHIMEDUNO | Submitted: February 2024 |
| ERASMUS-EDU-2024-CBHE-STRAND -2 Capacity Building in the field of higher education Strand 2 | PHILEACT (Philosophie. Education. Action. Citoyenneté) | Submitted: February 2024 |
| ERASMUS-EDU-2024-CBHE-STRAND -1 Capacity Building in the Field of Higher Education Strand 1 | WAQFA | Submitted: February 2024 Rejected: July 2024 |
| Jean Monnet | Issues and Challenges in the Trans-Mediterranean Relations | Submitted: February 2024 |
| Mobility of higher Education students and staff supported by external policy funds KA171-HED | Erasmus+/ICM-Preparazione proposta progettuale 2024 | Submitted: February 2024 |

CNRS-AUF-CEDRE Projects

| School | Department | Funding Agency | Title of Project | Status |
|------------------------------|----------------------------------------------|--------------------|---------------------------------------------------------------------------------------------------------------------------------------------------------------|-----------------------------------------------------|
| School of Engineering | Agricultural and Food Engineering | AUF-CNRS Projet 3R | Indentification, caractérisation et analyses multidisciplinaires de bactéries isolées du sol libanais impliquées dans la biocimentation | Submitted : March 2024 Accepted : June 2024 |
| Doctoral College | | AUF | ODEFI Ouverture des Doctorants à un Entrepreneurat Favorisant l'Innovation | Submitted : April 2024 Accepted : September 2023 |
| Faculty of Arts and Sciences | Department of Psychology and Social Sciences | PHC CEDRE | Impact cognitif de l'implémentation d'un plan de sécurité digital dans la crise suicidaire - Étude prospective dans le cadre d'un partenariat franco-libanais | Submitted : April 2024 |
| Faculty of Arts and Sciences | Department of Chemistry and Biochemistry | PHC CEDRE | Caractérisation de la pollution de l'air au Liban et identification des sources de contamination | Submitted : April 2024 |

Participation in International Conferences

| School | Number of Conferences |
|------------------------------|-----------------------|
| Faculty of Arts and Sciences | 8 |
| School of Engineering | 5 |
| Business School | 2 |
| Total | 15 |

Publications

Total Number of Scopus-indexed Publications

| Academic Year | Number of Publications |
|------------------------|------------------------|
| 2020 | 200 |
| 2021 | 194 |
| 2022 | 187 |
| 2023 | 268 |
| 2024 (until September) | 141 in progress |



Library





Commitment to Excellence

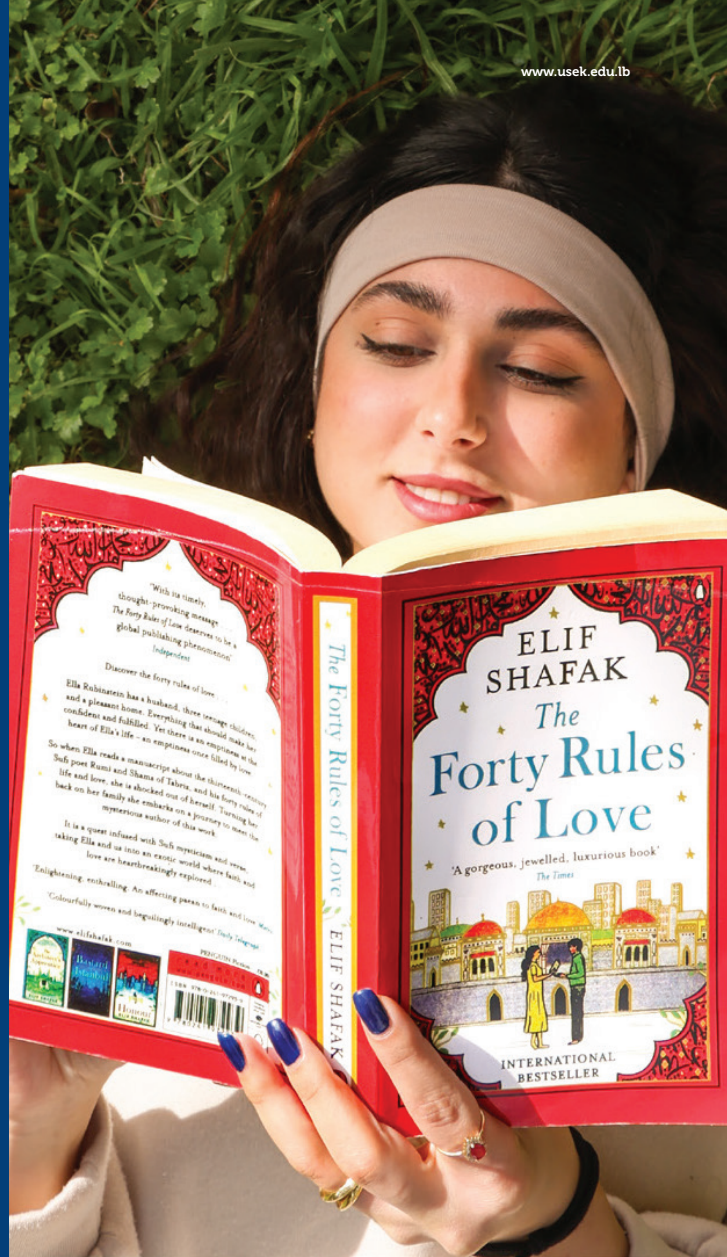
At USEK Library, we are dedicated to fostering an inclusive culture that connects us with our patrons of today and tomorrow. Our roadmap focuses on optimizing our resources and enhancing our discoverability.



Overview

The USEK Library is steadfast in its mission to support academic endeavors by preserving and conserving Lebanese cultural heritage across various formats, including newspapers, manuscripts, rare books, archives, photographs, and maps. Our fully automated library ensures that many resources and reference services are accessible from off-campus, offering a virtual environment that supports research.

We provide tailored reference and instructional services both online (via webinars, emails, chat) and in person, promoting a culture of information literacy at all levels. Researchers from Lebanon and beyond frequently visit our library for its rich historical collections, especially those on Lebanon and the Middle East. The library operates 40 hours a week, continually enriching its print and electronic collections to support university curricula.



Collections



- **Monographs:**

229,610

- **Print Journals:**

1,923 titles

- **Print Newspapers:**

117 titles

- **Databases:**

90

- **Electronic Books:**

638,399 titles

- **Electronic Journals:**

130,624 titles

- **Bookshelves:**

7,172.61 linear meters

Digital Collection

- **USEK Library:** 63,455,555 items (100.362 TB)
- **Phoenix Center for Lebanese Studies (Archives):** 9,032,044 items (22,059 TB)

Special Collection

- **Manuscripts:** 2,190
- **Rare Books:** 4,774 volumes (2,822 titles)
- **Microfilms:** 2,517
- **Microfiches:** 21



Facts and Figures | 2023-2024

Facilities

- **Libraries:** 3 (Kaslik Campus, Zahle RUC, Health Library)
- **Seating Capacity:** 427
- **Public Computer Workstations:** 97 (including 6 self-service Copy-Print-Scan machines)
- **Study Rooms:** 3 (18 seats)
- **Conference Room:** 1 (20 seats)

Public Services

- **Items Circulated, Renewed, or Borrowed:** 10,259
- **Interlibrary Loan Transactions:** 256
- **Information Services Consultations:** 301
- **Visitor Subscriptions:** 40
- **Library Tours:** 43

Collection Additions

- **Monographs:** 2,059
- **Print Journals:** 5 titles
- **Print Newspapers:** 7 titles
- **Database:** 90
- **E-Journal Articles and E-Books Downloads:** 383,834

Restoration Projects

- **Conservation:** 3,612 items
- **Restoration:** 97 items



Physical Exhibits

5 in 2023-2024



Staff

- **Academic Libraries:** 14
- **Conservation and Digitization Centers:** 19
- **Phoenix Center for Lebanese Studies:** 14

Professional Development

Webinars, Workshops, and Trainings Attended: 8

- Photographic Documentation and Multispectral Imaging: July 1-5, 2024
- Islamic Papers Training at INP France: April 17-19, 2024. Study Day on Research Tools and Approaches in Manuscript and Documentary Studies with QNL: June 5, 2024. Photon Lecture Series by Mick Newnham: March 26, 2024. Unidroit's Contribution to the Fight Against Illicit Trafficking in Cultural Objects: May 21, 2024. Digitization for Protecting Cultural Property: January 23, 2024
- Traditional Bookbinding from Indonesia: November 20, 2024
- Conference on Libraries and Digital Preservation of Cultural Heritage: May 14-16, 2024

Training Delivered

- USEK Library Cultural Heritage by Fr. Joseph Moukarzel: held in June 2024 at Ibrahim Najjar Foundation.
- USEK Library Initiatives in Preserving and Disseminating Cultural Heritage by Essine El Gemayel: held on **May 15, 2024**, at the Lebanese Library Association conference.



USEK
Cares



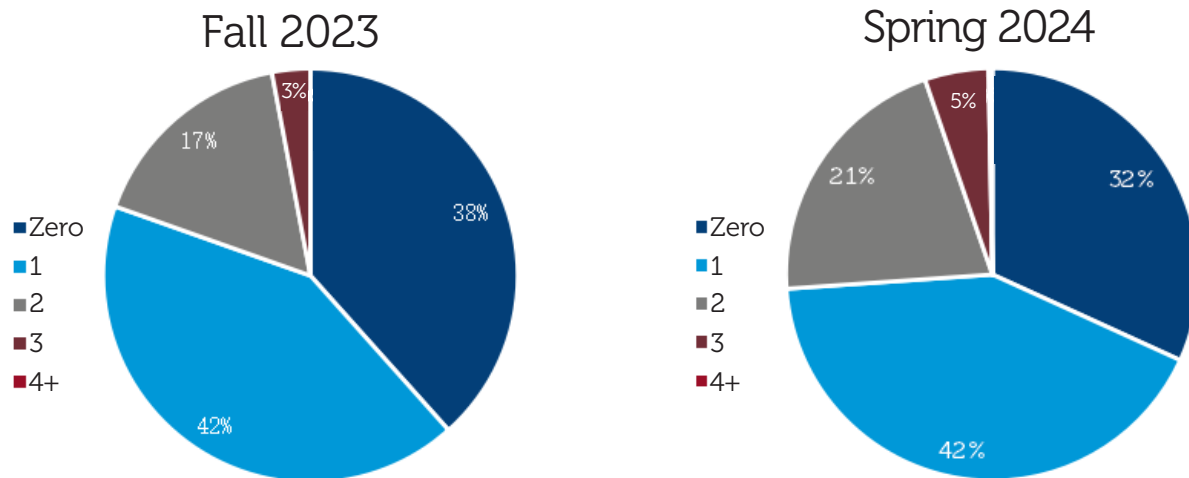
Financial Aid

• **25%** of the total amount of tuition fees were covered by financial aid and scholarships during the 2023-2024 academic year.

• In Fall 2023, **70%** of undergraduate students and **67%** of graduate students benefited from discounts on their tuition fees.

Students Benefiting from Discounts

The charts below show the distribution of students benefiting from discounts during 2023-2024 by number of discounts. It is noteworthy that a student may benefit from multiple discounts depending on their case.



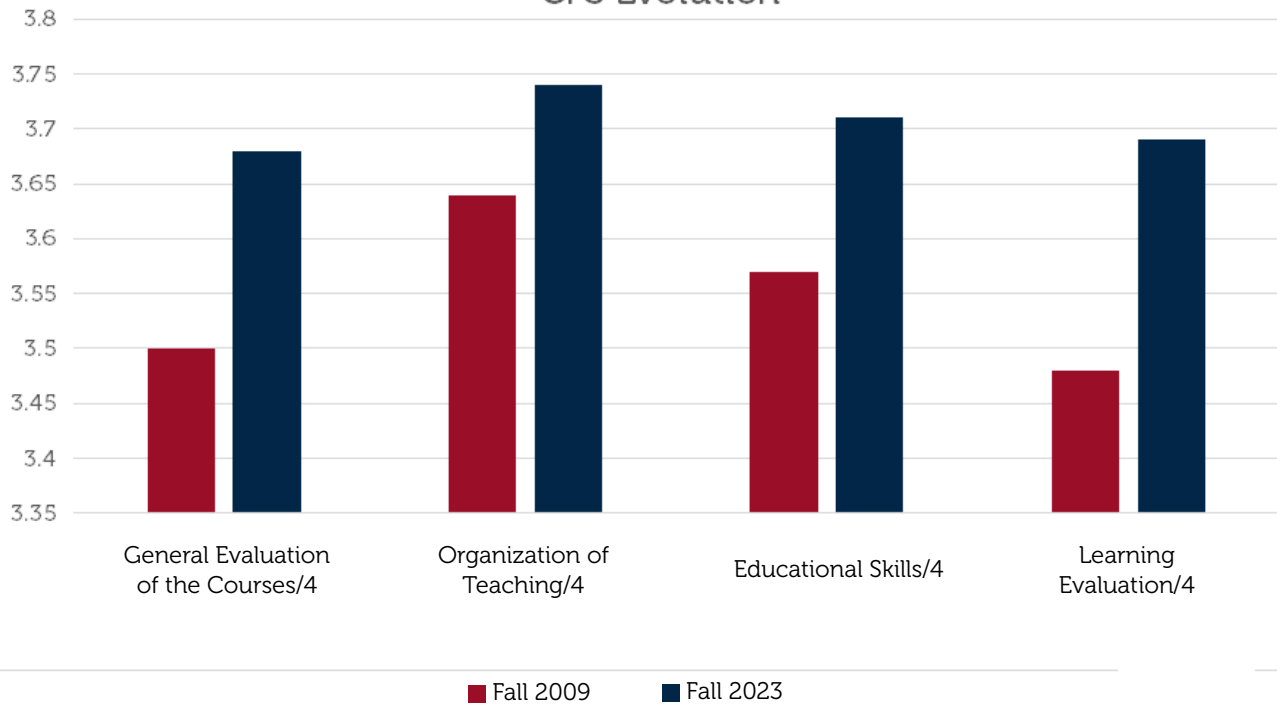
Continuous Teaching and Learning Improvement

Course Feedback Survey Results

| Semester | General Evaluation of the Course /4 | Organization of Teaching /4 | Educational Skills /4 | Learning Evaluation /4 |
|-----------|-------------------------------------|-----------------------------|-----------------------|------------------------|
| Fall 2009 | 3.5 | 3.64 | 3.57 | 3.48 |
| Fall 2010 | 3.46 | 3.61 | 3.52 | 3.44 |
| Fall 2011 | 3.48 | 3.64 | 3.56 | 3.49 |
| Fall 2012 | 3.65 | 3.69 | 3.71 | 3.68 |
| Fall 2013 | 3.57 | 3.64 | 3.64 | 3.59 |
| Fall 2014 | 3.68 | 3.73 | 3.73 | 3.7 |
| Fall 2015 | 3.7 | 3.75 | 3.75 | 3.73 |
| Fall 2016 | 3.69 | 3.69 | 3.69 | 3.72 |

| | | | | |
|-----------|------|------|------|------|
| Fall 2017 | 3.71 | 3.75 | 3.76 | 3.73 |
| Fall 2018 | 3.71 | 3.76 | 3.76 | 3.73 |
| Fall 2019 | 3.71 | 3.75 | 3.75 | 3.72 |
| Fall 2020 | 3.63 | 3.69 | 3.68 | 3.63 |
| Fall 2021 | 3.65 | 3.68 | 3.65 | 3.63 |
| Fall 2022 | 3.61 | 3.66 | 3.63 | 3.61 |
| Fall 2023 | 3.68 | 3.74 | 3.71 | 3.69 |

CFS Evolution

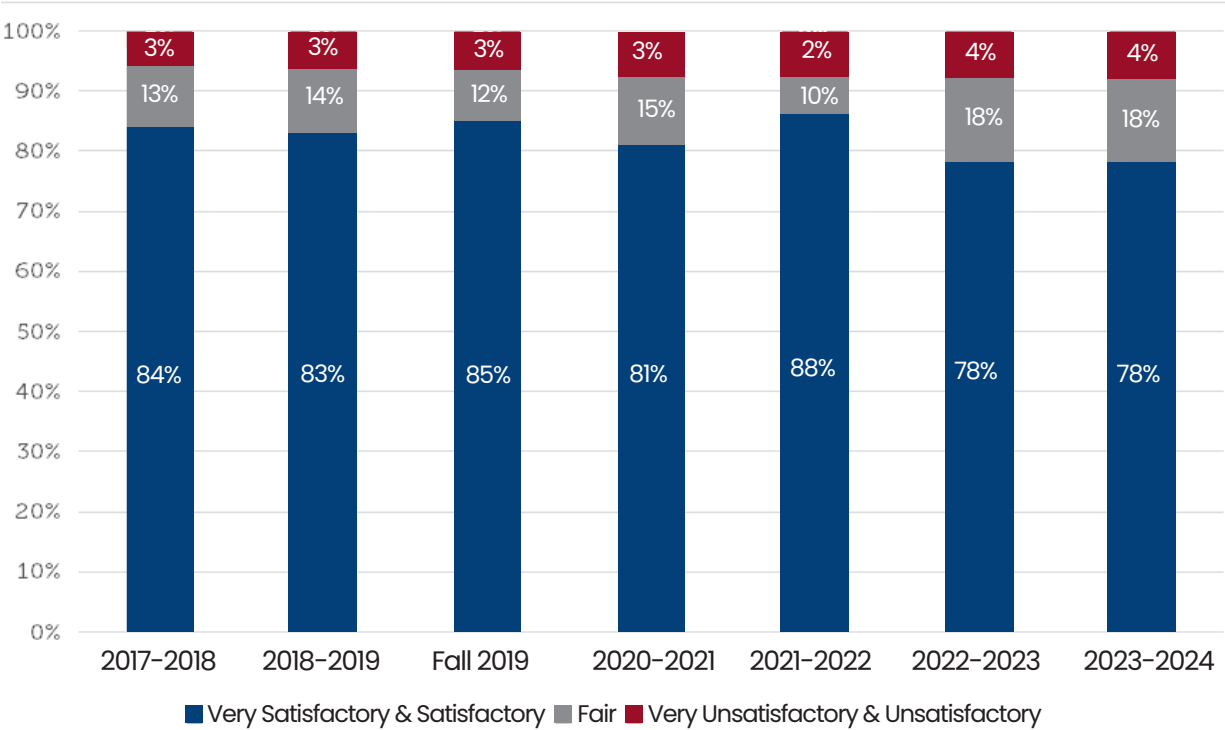


Campus Community Welfare

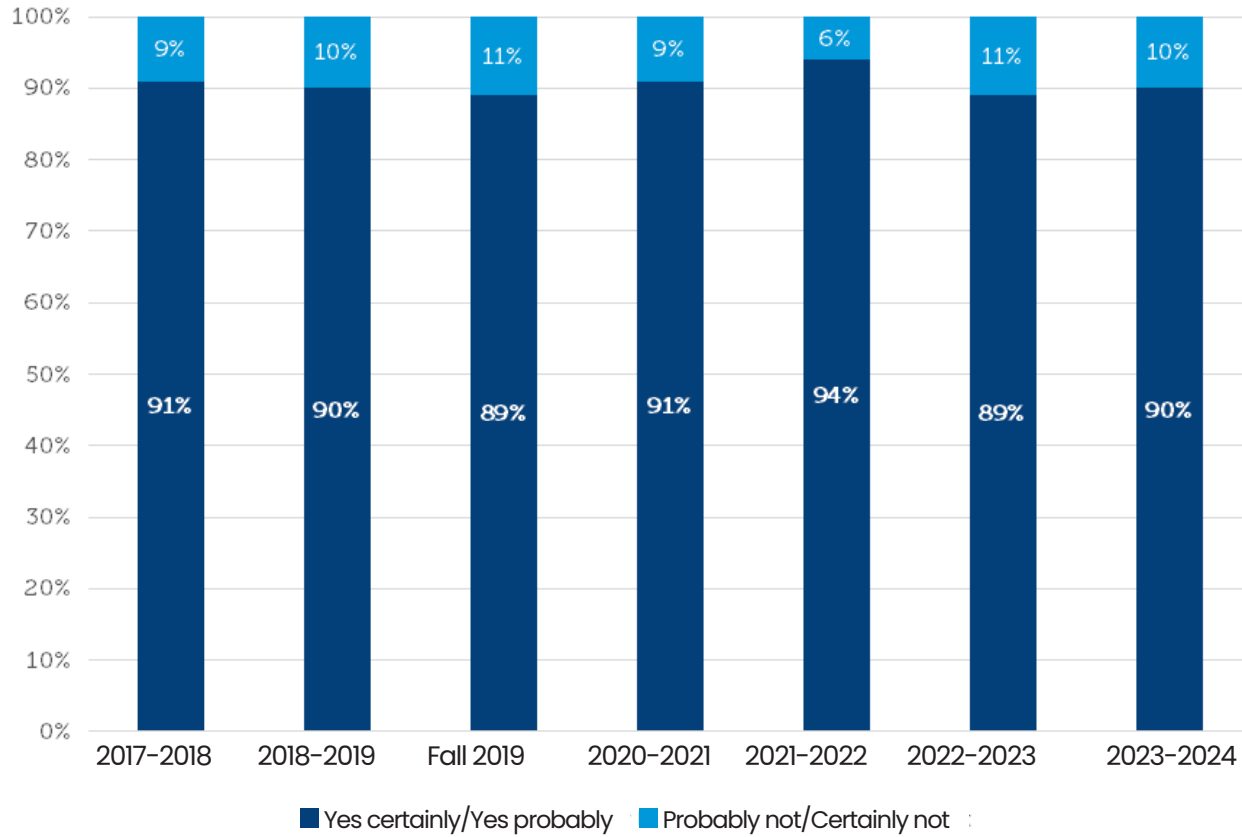
Student Participation

| Campus /RUC | Fall 2015 | Fall 2016 | Fall 2017 | Fall 2018 | Fall 2019 | Fall 2020 | Fall 2021 | Fall 2022 | Fall 2023 |
|--------------|-------------|-------------|-------------|-------------|-------------|-------------|-------------|-------------|-------------|
| Kaslik | 5694 | 5328 | 5501 | 5350 | 4378 | 3819 | 6168 | 4171 | 5745 |
| Chekka | 160 | 116 | 119 | 81 | 47 | 33 | 38 | 13 | - |
| Rmeich | 87 | 59 | 50 | 35 | 30 | 13 | 13 | 3 | - |
| Zahle | 393 | 343 | 388 | 284 | 212 | 175 | 248 | 112 | 176 |
| Total | 6334 | 5846 | 6058 | 5750 | 4667 | 4040 | 6467 | 4299 | 5921 |

Overall Impression of Services at USEK



Likelihood of Choosing USEK for Re-enrollment





Corporate Image

The data in this section represents statistics for the period from September 1, 2023, to June 30, 2024.

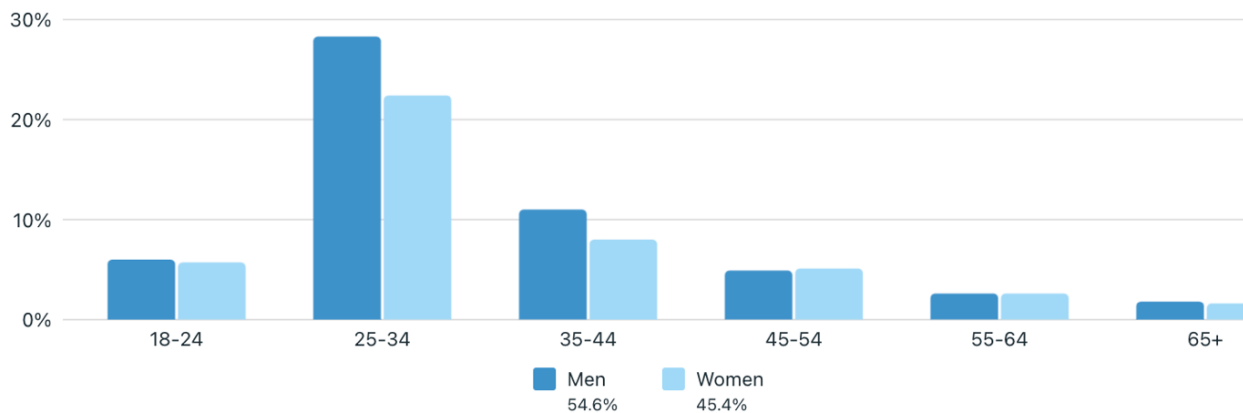
Facebook

- **Total Reach:** 4.5M
- **Total New Followers:** 2.1K
- **Total Visits:** 310.4K
- **Total Content Interaction:** 61.3K
- **Total Minutes Viewed:** 165d 21h
- **Total Followers:** 120,263

Audience Insights

| Top Countries | |
|---------------|-------|
| Lebanon | 46.4% |
| Iraq | 10.1% |
| Egypt | 9.6% |
| Algeria | 8.4% |
| Tunisia | 2.5% |

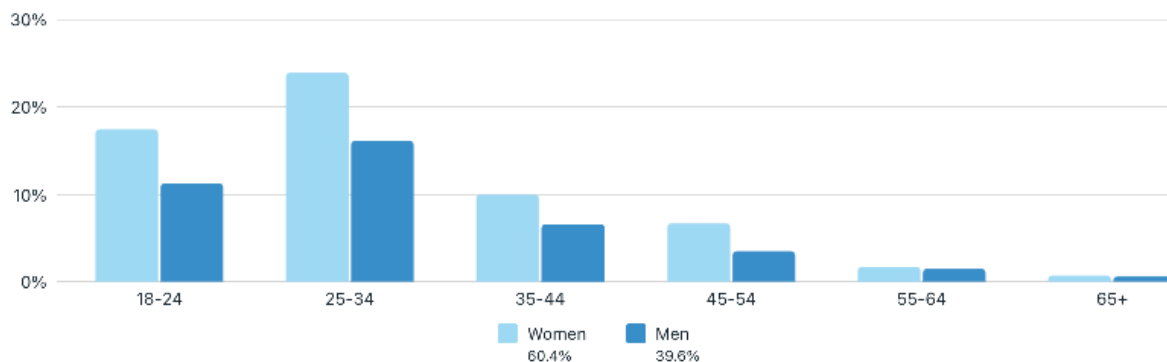
Age & gender



Instagram

- **Total Reach:** 2.1M
- **Total New Followers:** 4.3K
- **Total Profile Visits:** 304.4K
- **Total Content Interaction:** 41.1K
- **Total Followers:** 26,142

Age & gender



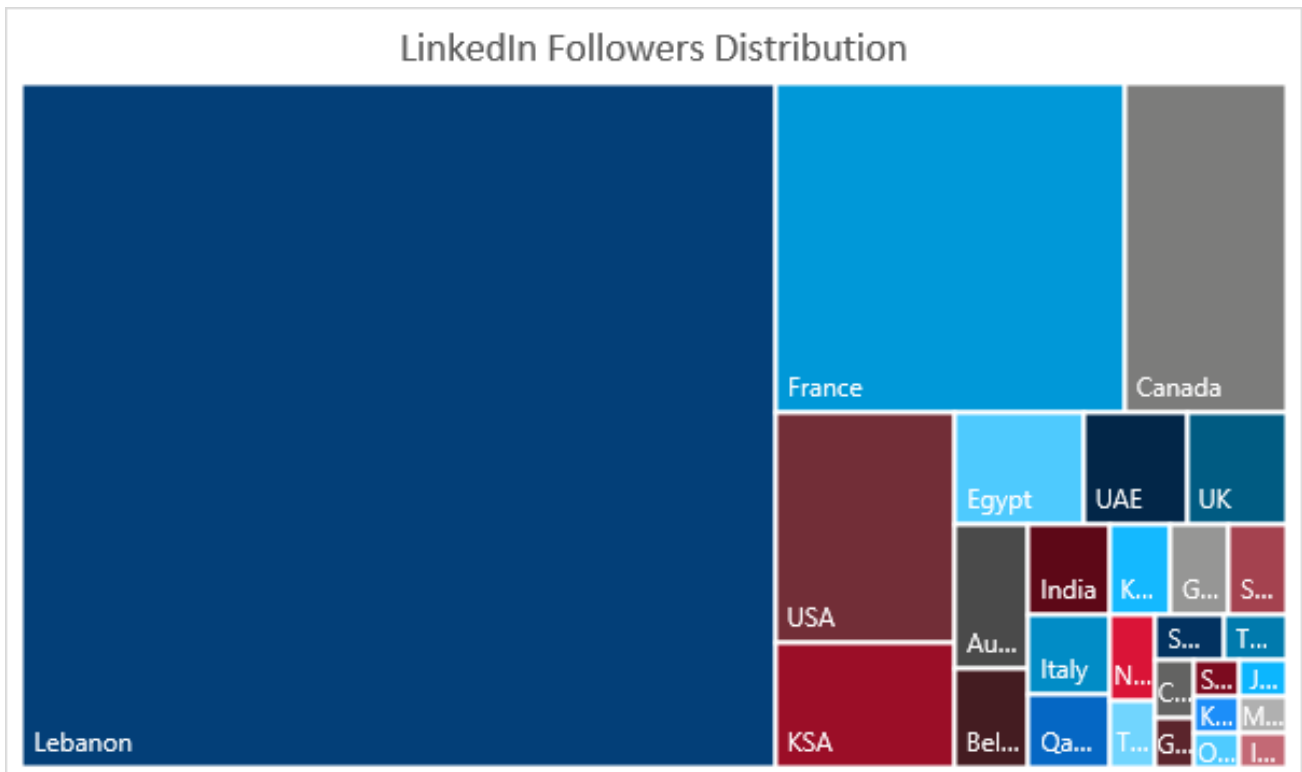
YouTube

- **Views:** 79.4K
- **Watch Time:** 3.2K (h)
- **New Subscribers:** 311
- **Total Impressions:** 534.9K

LinkedIn

- **Total Followers:** 34,363

LinkedIn Followers Distribution





Fact Book



oir@usek.edu.lb



(+961) 9 600 000



P.O. Box 446 Jounieh, Mount
Lebanon - LEBANON